



city of PALM COAST

Administration Department
Office of the City Manager

160 Lake Avenue
Palm Coast, FL 32164
386-986-3710

Memorandum

To: The Honorable Mayor and City Council
From: Jim Landon, City Manager
Date: September 23, 2016
Re: Week-In-Review



*Saturday, October 1, noon to 9pm
Central Park in Town Center*

*Cradle for the Cure – Girls Lacrosse Tournament
Saturday, October 1 through Sunday, October 2, 9am to 4pm
Indian Trails Sports Complex*



*PDA Fall Classic – Soccer Tournament
Saturday, October 8th and Sunday, October 9th, 9am to 6pm
Indian Trails Sports Complex*

*Movie in the Park,
Friday, October 14, 7:15pm
Central Park in Town Center*



please recycle

palmcoastgov.com

Public Invited To Two Events Honoring Former City Council Member Frank Meeker

In honor of former Palm Coast City Council Member Frank Meeker who died in July, the City of Palm Coast will be dedicating a soccer field at Indian Trails Sports Complex and a tree and garden at Central Park in Mr. Meeker's honor. The public is invited to both dedications.

The soccer field dedication at the Indian Trails Sports Complex is being held on Tuesday, September 27th at 6pm. Field 3 at the complex will be dedicated in Mr. Meeker's honor. The new sign will be unveiled as Mayor Netts and others speak.

The dedication of the Crepe Myrtle tree and garden at Central Park will be held on Tuesday, October 4th at 6pm, on the pathway around Central Park lake (near the southwest corner of the lake).

The City welcomes friends of Mr. Meeker to join the family and City officials at both events, as they honor Mr. Meeker for his dedication in public office and his passion for youth soccer as a well-loved youth soccer coach, mentor and volunteer.

Palm Coast City Hall – LEED Silver Certified



The U.S. Green Building Council certifies buildings to a Leadership in Energy and Environmental Design (LEED) rating, one of the most popular green building certifications worldwide. In the planning and design stage of City Hall in late 2014, the City decided to pursue LEED-certification. There are different levels of certification: Certified (lowest), Silver, Gold and Platinum (highest). We were just notified that City Hall has achieved a Silver rating, which is based on water and energy conservation along with reducing greenhouse gas emissions. This is an achievement that the City is proud to have obtained. Without the impressive team of consultants, contractors, and staff, the City Hall LEED Silver certification would not have been possible. For more information, please see the attached *LEED Certification Review Report*.

Intracoastal Waterway Cleanup – “Stache the Trash”

The 9th Annual Intracoastal Waterway Cleanup event, included 539 volunteers working together to “Stache the Trash”. Volunteers collected 3,055.5 pounds of trash, the first year our collection reached over 3,000 pounds. After cleaning our precious waterways, paths and parks, volunteers brought their odd items to enter into the Most Unique F.I.N.D. contest, which included, amongst others, golf balls, a fire extinguisher and tape player. A big thanks for the generous funding from the Florida Inland Navigation District (F.I.N.D.) and our other fine sponsors, and thanks to the Florida Fish and Wildlife Conservation Commission Law Enforcement Officers for being our honorary judges for the 9th year in a row!





Our Parks and Recreation Department can report another successful Senior Games this year. There were a total of 259 participants from 54 cities around the state of Florida. Athletes competed in various events including archery, ballroom dancing, cycling, croquet, tennis, horseshoes, golf, pickleball, basketball, table tennis and swimming. For more information, see the Senior Games Demographics Attachment.



Next Week:

- *Tuesday, September 27th, City Council Workshop, 9am, City Hall – Community Wing, 160 Lake Avenue*

Attachments

- Administration & Economic Development Department Update
- BAC Update
- Information Technology Department Update
- Public Works Department Update
- Community Development Department Update
- Fire Department Update
- Parks & Recreation Department Update
- Event Calendar
- Utility Department Update
- News Releases Sent: Boyer promoted to Parks & Recreation Director, time to register for Pink Army 5K (Oct. 16 event)
- Senior Games Demographic
- LEED Certification Review Report



city of PALM COAST

Administration Department

160 Lake Avenue
Palm Coast, FL 32164
386-986-3710

Week In Review **Friday, September 23, 2016**

City Clerk

- Processed 5 public records requests.
- Prepared and processed 14 documents for recording.
- Prepared and posted 1 agenda and 3 sets of approved meeting minutes to Web.
- Processed 12 resolutions.
- Processed 3 bonds for Grand Landings Phase 2C.
- Letters to applicants for the Code Board and Planning Board.

Communications & Marketing

- News releases distributed: Boyer promoted to Parks & Recreation Director, time to register for Pink Army 5K (Oct. 16 event)
- Staffed Citizens Academy night 1
- Staffed Council meeting – photos – and Council Budget Workshop
- Brand Plus: working on new green brand campaign, including logo design
- Responded to various media requests
- Coordinated advertising
- Citizen Relationship Management subteam: working on update to Citizen Issue Tracking system
- Created CIP webpage on the Community Development Department website:
<http://www.palmcoastgov.com/government/community-development/cip>
- Birds of Feather Fest planning – scheduled guides, did media interview
- Posted to Facebook/Twitter/Instagram



- Videotaped/aired live the City of Palm Coast Council meeting and Budget Hearing
- In development with new mobile video opening segment graphic
- Created, distributed YouTube link to International Festival video promo:
<https://youtu.be/zPEnZdX3GcQ>
- Updated news and announcements on PCTV's ticker tape service.
- Attended workshop training session regarding workplace safety.

Purchasing and Contracts Management

Purchasing & Bidding:

- ITB-PW-SD-16-08bTerm Contract for Landscape Chemicals & Fertilizer
- RFP-ADM-16-01 Collection and Disposal of Residential Solid Waste, Yard and Bulk Waste and Recycling

Contracts:

- SHI International Corporation, Piggyback State of Florida, Microsoft Software/Licensing 09/16/16-02/01/19



The Palm Coast Business Assistance Center
Services Provided by the SBDC at UCF

Located at City Hall
160 Lake Avenue
Palm Coast, Florida 32164
(386) 986-2499
www.PalmCoastBAC.com

WEEK IN REVIEW

SEPTEMBER 19-23, 2016

HIGHLIGHTS

- FSBDC Staff are attending National SBDC Conference this week in Orlando.

BUSINESS CONSULTING

- This Week - 0 Consulting Sessions, 0 Consulting Hours
- Total for Month - 13 Consulting Sessions, 48 Consulting Hours

PALM COAST BAC IMPACT

- Economic Impact This Fiscal Year - \$2,324,000
- Economic Impact To Date - \$28 Million
- Return on Investment - \$86 per Tax Dollar Invested

NEW PALM COAST COMMERCIAL BUSINESSES

- Palm Coast Pizza – 1755 Palm Harbor Pkwy – Restaurant
- Art Among the Flowers – 160 Cypress Pt Pkwy – Retail Sales
- Lisa Brice LCSW – 25 Florida Park Drive - Counselor

NEW PALM COAST HOME BASED BUSINESSES

- Mylah's Special Touch Cleaning Services – Janitorial Service
- Borges Lawn Care LLC – Landscaping Service
- Ado Bohacek – Arts & Crafts
- Kevin Baker – Tutoring Service
- Darren Williams – Handyman Service
- Las Dos Aguas – Handyman Service
- Dolores Alvarez Gonzalez – Handyman Service
- AM Home Improvements – Handyman Service
- Josh Parker – Handyman Service
- Josh Parker – Landscaping Service



INFORMATION TECHNOLOGY

TO : Jim Landon, City Manager

FROM : Steve Viscardi, IT Director

DATE : 9/23/2016

RE : Week In Review

Department/Division Support

FINANCE

- GIS Division provided a list of pump stations and locations, for asset inventory

ENTERPRISE

- Applications Division provided assistance to:
 - Cashier – install and rolled out a new version of the Cashiering module 2016.3.2 – which brings the module current to the latest releases as of end of August 2016. – Release solved a number of issues that had effected operations since go live of the prior version six weeks prior. End Users worked extensively with the vendor to vet issues and test solutions. Local installs coordinated with Ops support over weekend
 - Human Resources related:
 - Establishing new pay code related to Fire Union contract
 - Access to ESS Training account & Munis documentation on set up for planning Open Enrollment process
 - Access to ESS Admin for other users in production – verification of ability to add/change docs in resources area
 - Assistance with new pay code creation for new shift policies
 - Researching issues related to time off approval for City Manager's direct reports
 - Fire - Continue working issues on reject punches at clock in
 - IT - Data Integrity maintenance on Munis – HR fixes
 - IT – Adjustments to Employee profiles and location security
 - Finance – additional assistance with Munis to Word merger processes
 - Purchasing – final adjustments and roll out of new SharePoint site
 - Munis Reports – work on report clean up and migration from 11.2 efforts
- Projects Worked & In Development
 - Fire – New positions in Telestaff – vendor interactions to get scope effort underway
 - IT – Security Standardization - data research on positions, employee, roles, alignment requirements
 - Budget – Transparency Module Install – vendor requirements call, project assigned – charter in development
 - Purchasing Re-engineering Process – review proposals from Business Units on policy, business process – planning meetings set
 - Business Applications Testing Center – vendor interactions to schedule Munis resource for 11.2 test install; coordination on server revamp

- Applications Division added a page to the Community Development portion of the website for the Capital Improvement Plan.
- Applications Division updated the website with the results of the 2016 Senior Games.
- Applications Division created an admin site to allow Customer Service to manage Garage Sale Registrations.
- Applications Division updated the Zika page on the website with new information.
- Operations Division continued configuration of Signal Optimization Project switches and servers.
- Operations Division completed computer upgrade for Golf Course.
- Operations Division installed the new version of Cashiering module 2016.3.2.
- Operations Division continues preparation of New World CAD program upgrade scheduled to take place September 27.
- Operations Division provided meeting support for:
 - Active Shooter Training
 - Management Training
 - Evaluation Training
 - Citizen's Academy
 - Council Business Meeting
 - City Council Special Budget Hearing
 - Lunch N Lecture
 - PLDBR
 - BEAC



city of
PALM COAST

Public Works Department

1 Wellfield Grade
Palm Coast, FL 32137
386-986-2360

Office of the Director

Activities for the Week of September 23, 2016



Sign Installation - Indian Trails Sports Complex



please recycle

palmcoastgov.com

Parks & Medians Maintenance

- Inspected 43,986 linear feet of park hiking trails and 278 signs
- Inspected 39 irrigation zones, cleaned, replaced, adjusted spray heads along City medians
- Inspected 45 irrigation zones, cleaned, replaced, and adjusted spray heads in City parks
- Performed edging at Linear Park
- Painted & aerated soccer fields; applied top dressing on field 3, edged baseball field at Indian Trails Sports Complex
- Painted sports fields at Indian Trails Middle School
- Repaired/replaced median plants on Palm Coast Parkway as result of an auto accident
- Performed safety inspections on playground equipment, parks, and trails at 22 locations
- All mulched playgrounds (6) were leveled
- Maintained center medians on Belle Terre Parkway, Palm Coast Parkway, SR-100, & Old Kings Rd
- All City parks (12) were mowed and maintained
- Grounds were maintained at 250 well sites and lift stations
- Maintained grounds at: 5-Fire Stations; 3-Water Treatment Plants; & 1-Wastewater Treatment Plant
- Mowed 16 sports fields, three times each, for a total of 56 acres
- Raked and prepared for play ten courts at the Palm Coast Tennis Center



Pulling Weeds - Palm Coast Parkway

Streets Maintenance & Special Projects

- Mowing the right-of-ways in all neighborhoods and all parkways
- Performed site distance trimming in the “C”, “F” and “K” neighborhoods
- Mechanically swept and cleared debris from 20 lane miles of curb and gutter on main arterial roadway
- Performed edge of roadway repair on Rymfire Drive
- Inspected and reported 11 street light outages to Florida Power & Light for repair
- Repaired 2 pot holes Belle Terre South and Seminole Woods Parkway
- Performed fire mitigation on City owned parcels: Fairston, Pinelynn & Ryberry Drive
- Removed a hazardous tree from ditch line on Blackberry Court
- Performed traffic signal work – SR 100 & A1A and SR 100 & Colbert Lane
- Repaired/replaced 23 street signs
- Responded to 1 after hours call – traffic accident Belle Terre/Pine Grove Drive; sign and landscape damage
- Installed “Frank Meeker Field” sign at Indian Trails Sports Complex
- Performed turn movements traffic counts on Whiteview Parkway
- Holland Park – Continued grading for irrigation and demolition of the racquetball courts



Demolition Racquet Ball Court
Holland Park



Traffic Signal Repair

Stormwater Maintenance

- Graded and stabilized 2,860 linear feet of residential swales
- Replaced 4 driveway culverts with swale rehabilitation on Leidel Drive
- Cleaned 110 culvert pipes for a total of 2,860 linear feet
- Replaced 60 linear feet of drainage pipe on Lamoyne Lane
- Maintained 36,645 linear feet of drainage ditches
- Performed herbicide spraying to 52,000 linear feet of ditches
- Repaired a wash out on Felling Lane
- Stormwater Modeling Sec. 37 Trib. 3 – Start date 7-6-16 in the “L” neighborhood. Installed 60 linear feet of pipe on Lamoyne Lane. Project is 80% complete



Swale Maintenance

Fleet and Facilities Maintenance

- Performed 8 fire fleet vehicle/equipment repairs
- Performed 3 road calls for repairs
- Performed preventative maintenance on 10 vehicles/equipment
- Repaired 11 City vehicles, heavy equipment, small equipment, and trailers
- Repaired 30 pieces of small and hand-held equipment
- Completed 16 facility maintenance requests



Repairing Fire Engine

Community Development Department

PROVIDE GUIDANCE FOR WELL-PLANNED GROWTH AND
DEVELOPMENT FOR THE PROTECTION OF THE CITY'S
NATURAL RESOURCES, PUBLIC HEALTH, SAFETY, AND WELFARE.



Week-in-Review- September 23, 2016- Stephen Flanagan, Director

PERMITTING ACTIVITY

The following is an update of permit and development application activity in Palm Coast from September 15, 2016 through September 21, 2016:

- Total number of permits issued: 160
- Construction Value from October 1, 2015 to September 21, 2016 \$226,386,384.00

Commercial Permit Applications			
250 Palm Coast Parkway NE Building 300	Interior Alterations - Thai by Thai	Whitley Builders	\$232,000.00
1000 Palm Coast Parkway SW 101- 104	Interior Alterations - Oaza Hops and Hookah Luxury Lounge	JGS Design Associates	\$3,000.00
Commercial Permit Applications			
65 Fernmill Lane	Assisted Living Facility - Protea / Sabal Palms Senior Living	Elkins Construction	\$11,455,000.00
15 Hargrove Grade Lane 5F	Interior Alterations - Luso America Café and Bakery	Sun State Custom Builders	\$10,000.00
101 Palm Harbor Parkway B115	Interior Alterations - Lifestyle Boutique and Skincare	Beacon Pointe Construction	\$45,000.00

160 Lake Avenue, Suite 136, Palm Coast, FL 32164

Planning (386)986-3736 Building (386)986-3780 Code Enforcement (386) 986-3764

Construction Management & Engineering (386)986-3794

Residential Permits Issued			
35 Perrotti Lane	Addition	Millers Screen and Repair	\$6,000.00
76 Auberry Drive	Addition	A Certified Screen	\$16,000.00
28 Arena Lake Drive	Addition	A Certified Screen	\$4,000.00
27 Arena Lake Drive	Addition	A Certified Screen	\$8,000.00
43 Front Street	Addition	Skyway Builders	\$16,000.00
18 Forest Hill Drive	Alterations	Wise Builders	\$3,000.00
1 Flamingo Drive	Alterations	Wise Builders	\$3,000.00
36 Port Echo Lane	Alterations	Wise Builders	\$3,000.00
2 Zachary Place	Addition	Stephen Kenny	\$30,000.00
15 Fulton Place	Addition	Roman Building Contractors	\$22,000.00
2 Ferdinand Lane	Addition	Roman Building Contractors	\$13,000.00
48 Evans Drive	Addition	JEM Aluminum	\$7,000.00
13 Waterside Pkwy	Addition	JEM Aluminum	\$8,000.00
96 Sea Trail	Addition	Grodi Teri	\$2,300.00
12 White Dove Lane	Single Family Residence	Seagate Homes	\$196,000.00
41 Bud Shire Lane	Single Family Residence	Maronda Homes	\$381,000.00
7 Wills Place	Single Family Residence	Holiday Builders	\$301,000.00
130 Park Place Circle	Single Family Residence	Holiday Builders	\$246,000.00
118 Spoonbill Drive	Single Family Residence	Dream Finders Homes	\$241,000.00
69 Sentinel Trail	Single Family Residence	Adams Homes Of NW Florida	\$272,000.00
59 Llama Trail	Single Family Residence	Adams Homes Of NW Florida	\$281,000.00
2 Lewisdale Place	Single Family Residence	Adams Homes Of NW Florida	\$281,000.00
Occupancy Permit			
160 Cypress Point Parkway C103	Art Among The Flowers - Florist and Art Studio		Virginia Niebauer
Development Project Applications			
Site Plan Modification	Heartland Dental; 782 Belle Terre Pkwy.		Connelly and Wicker, Inc.
ADA-Upgrades/Resurfacing Parking Lot	Bank of America; 2 Old Kings Road North		Infinity Engineering Group, LLC
Lot Reconfiguration	Starling of Palm Coast; 144 Cypress Point Pkwy.		SSL Gate Parkway, LLC

PLANNING

Development Order issued for Tuscan Gardens

This 71.54-acre site located at the southwest corner of where Blare Drive intersects with Colbert Lane, was approved for a Development Order by the City Council on September 20, 2016. The contracted purchaser of the site and developer is Tuscan Gardens Group, LLC, with corporate offices in Orlando, who intend to develop a luxury senior living facility with 120 independent living units, 56 beds for memory care patients, 110 beds for assisted living patients. Construction is expected to start in approximately one month.

9th Annual Intracoastal Waterway Cleanup

On September 10, 2016, the 9th Annual Intracoastal Waterway Cleanup – What Will You F.I.N.D. event resulted in 3,055.5 pounds of trash and debris removed from the environment. Most of the volunteers attended the September 3rd Orientation event and hit the ground running on event day. Other volunteers gathered their supplies beginning at 8am at the Palm Coast Community Center. After cleaning our precious waterways, paths and parks, the volunteers were welcomed back to the Community Center for refreshments, hotdogs, educational booths, prizes and fun.

Official Results:

539 Volunteers worked together to collect 3,055.5 pounds of trash. This is the first year that the collection measured over 3,000 lbs.

Our Most Unique F.I.N.D. contest was a lot of fun again this year. Odd items entered into the contest included golf balls, pick axe, fire extinguisher, tape player, signs, orange cone, and green inner tube. We deeply appreciate the time and dedication of the Florida Fish and Wildlife Conservation Commission Law Enforcement Officers for being our honorary judges for the 9th year in a row! The winner was the finder of a tape player.

A huge thank you for the continued support of the Florida Inland Navigation District and other proud sponsors that supported the event. Also, the Marine Discovery Center in New Smyrna Beach shared their Oyster costume to bring another fun aspect to volunteer experiences.



Most Unique F.I.N.D. Contest



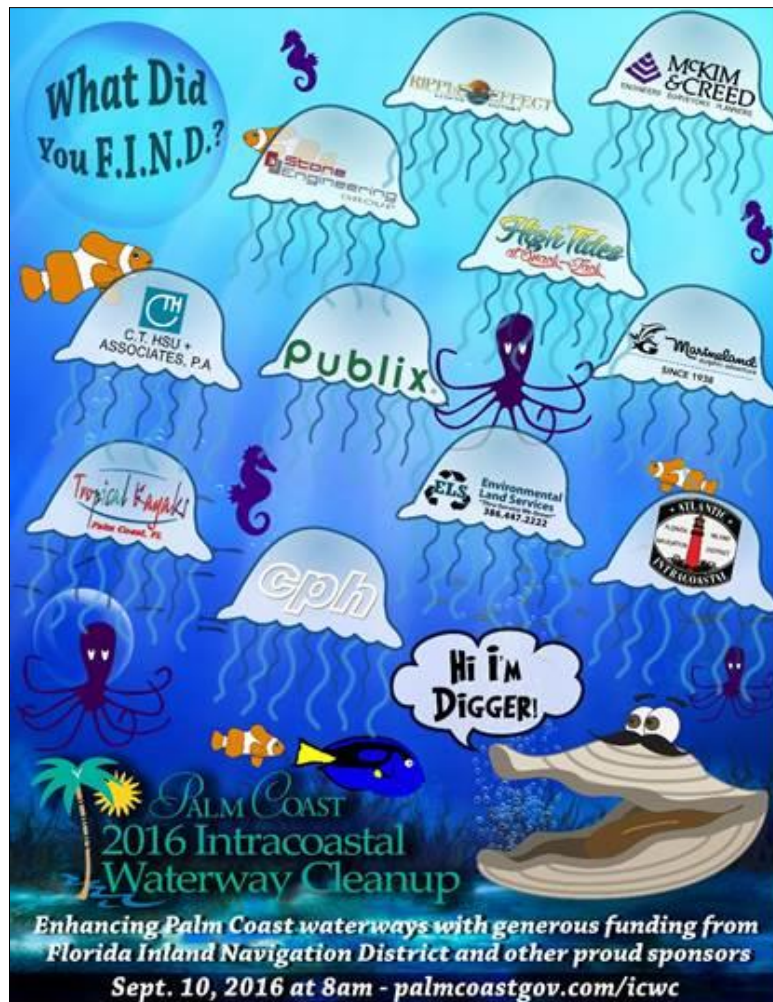
Fun with Digger



Volunteers with their “stache of trash”



Most Unique F.I.N.D. Contest Winner



All of Our Sponsors

Palm Harbor Golf Course Bunker Rehabilitation

Work has begun on the bunker rehabilitation at the City's Palm Harbor Golf Course with the bunkers on all 18 holes to be completed by mid-November. The purpose of this renovation is to replace the sand in the bunkers that has been contaminated over the years with debris and dirt and therefore do not drain properly. Reduced maintenance is also the goal here as some sand bunkers are being eliminated or reduced in size since bunker maintenance takes more time than mowing grass. The playability of the course will not be compromised as the City consulted with the original golf course architect who reviewed the plans and concurred with the bunker reduction plan. The course will also not be closed during this time. Arrangements have been made by Kemper Sports to play around the holes being worked on or temporarily shortening holes to a par 3. The course will be in great shape in time for the increased play that begins near Thanksgiving.



Bunker Under Construction



Completed Bunker Rehabilitation

CONSTRUCTION MANAGEMENT & ENGINEERING

The following is an update since last week for projects in the City from September 15, 2016 through September 21, 2016

City Capital Projects Under Construction		
Holland Park -Florida Park Drive	85%	Grading and soil replacement throughout park continues. Irrigation lines installed in dog parks, park perimeter, surrounding ballfield areas, landscape islands. Sod on site ready to be installed where irrigation completed. Racquetball court demolished and debris removed. Well pump installed, being tested. Block caps installed at dumpster & material storage bins. Tennis court perimeter concrete pad excavation begun.
Seminole Woods MUP Phase 6	20%	September 19, 2016 contractor continues installation of pipe approaching Airport Commerce entrance road.
Developer Projects Under Construction		
Palm Coast Arts Foundation	22%	Contractor has installed form boards and concrete September 20, 2016.
Protea Senior Living/Sable Palms	8%	September 20, 2016 clearing has been completed. Contractor has dug retention ponds and staking out ground September 21, 2016.
Grand Landings Phase 2 & 3	80%	September 21, 2016 contractor is working on final punch list items before Substantial Completion for project is scheduled.
Aspen Dental	55%	September 20, 2016 grounds are being prepared for irrigation and landscaping.
Race Trac	30%	Concrete curbing is being placed September 19, 2016. Lift Station was set and concrete placed around it September 21, 2016.
Parkview Baptist Church	5%	September 21, 2016 footers have been placed with concrete.
Shoppes of Palm Coast - SR 100 & Belle Terre	41%	September 19, 2016 contractor has installed the Pump Station. Sidewalk was installed on west side of project along Belle Terre Blvd. Pressure test was done on the 4" force main on September 21, 2016.
Airport Entrance - Belle Terre	60%	September 19, 2016 the 8" fire line meter and backflow was ready for installation. September 20, 2016 the 6" sewer was connected to tapping valve on the west side of Belle Terre Blvd.
Chase Bank @ Island Walk	38%	Contractor preparing area for curb and gutter installation September 20, 2016.
7-Eleven Store - Beach Village	1%	Pre-construction meeting was held September 21, 2016.



Airport Access Road - 8" Meter and Backflow Installation



189 Cats

70 Dogs

2 Guinea Pigs

1 Rabbit

Animals ready for homes

What should you do if you find baby wildlife? First thing that you do when rescuing orphaned wildlife is to make sure that it is actually abandoned. Wait at least 24 hours to make sure that the mother is not out hunting for food. During this period of time, you could be researching where your nearest rehabilitation center is. Sometimes we think that the animal is so cute that we can rehab it. Please leave the rehabilitation to the professionals. They are trained in the specific needs of the orphaned pet. They may decide to train you to care for the animal if they are crowded at that time.

Donation Opportunities: The *Flagler Humane Society Thrift Store* always accepts donations. They cannot take in any computers/printers or large appliances at this time. Call 386-597-2839 and leave a message. All proceeds from the sales go to directly care for the homeless pets of Flagler County.

"Doghouse Donation Boxes" are found at all the fire stations in Flagler County. You can drop off donations anytime at your nearest fire station. FHS appreciates all donations, especially those from our Wish List (available at flaglerhumane.org/wish-list). You can also purchase items via the Amazon.com link on the FHS website and ship them directly to the shelter.

Outreach Adoption Events: Don't forget that FHS have volunteers and adoptable pets at the Farmer's Market in Flagler Beach every Friday and at PetSmart in Palm Coast every Saturday and Sunday.

Interested in becoming a volunteer? Attend at volunteer orientation that are held at noon in the Humane Society education room every second Saturday of the month. We would love to see you there!

Interested in helping at Outreach Adoption Events? Join the SPOT Team and help to find the homeless animals loving homes. If you are interested in volunteering at these events, email kshare@flaglerhumane.org.

Adoption Specials: See the FHS Facebook and Website for Upcoming Adoption Specials.

Upcoming Fundraisers/Events: Check out the FHS website for upcoming events.

Public Announcements: The Flagler Humane Society has a variety of *Subsidized Spay & Neuter Programs* for members of the community that need to have their pets or community pets sterilized. Please call FHS at 386-445-1814, email info@flaglerhumane.org for questions.

FHS has a *Wellness Clinic* for minor veterinary issues. Call 386-445-1814 for Appointments. *Low Cost Vaccination Clinics* will still be held on the 1st and 3rd Saturdays of every month from 1pm-3pm. No appointments are necessary for the Low Cost Vaccination Clinics.

FHS also offers a *"Pet Food Pantry"* for those that are in need of assistance. Please call for more information.

To keep up with Flagler Humane Society happenings – visit us on the FHS Facebook/Twitter, our website at www.flaglerhumane.org, or via email at info@flaglerhumane.org.

Pet of the Week



ORCHID

Orchid is a beautiful long haired tortie colored cat that came to the shelter as a stray. She is still in recovery for the condition that she came in. She was matted and severely underweight. She has begun to slowly gain weight and seems to be in good spirits. She is up to date on all her vaccinations and microchipped. Come and meet this deserving kitty today. She deserves a better life than the one that she was dealt before.

Adoption specialist:

Katrina Geigley
adopt@flaglerhumane.org

Outreach Manager:

Katie Share
kshare@flaglerhumane.org



Fire Department

To: Jim Landon, City Manager

From M. C. Beadle, Chief

Date: September 23, 2016

Re: Week in Review

In the past week, the department responded to a total of 145 calls. There was one fire call. We responded to a cooking fire. A total of 98 EMS calls were logged and the balance was miscellaneous in nature. The drought index is at 218 out of a possible 800 and the fire danger is low.

We had our September Training otherwise known as our "Annual Combat Challenge" this week. Each firefighter goes through the evolution every September. The goals of this training are to work on improving personnel times from the previous year and improving air consumption. The evolution involves the fire fighter being in full gear while breathing air out of an air pack and going through drills. The drills include: going up 4 stories with hose on their shoulder, pulling up a hose from the ground, while on the roof, picking up the hose and going back down the 4-stories, performing a sledge hammer drill, pulling a "charged" (full water pressure) hose line, spraying water and then finish by dragging a 100-lb mannequin 50 feet. The Firefighters and Lieutenants had an eventful week of training!


Annual testing of our departments Ground/Portable ladders took place this week. They tested 526 feet.

The Chiefs returned home safely after a successful inspection trip of the twin engines in South Dakota.

Chief Beadle and Deputy Chief Forte assisted in teaching the current training for Active Shooter class this week.



Combat Challenge



Combat Challenge



Parks and Recreation

To: Jim Landon, City Manager
From: Alex Boyer, Parks and Recreation Director
Date: Sept 22, 2016
Re: Week in Review

Upcoming events and programs

The City of Palm Coast Fire Department offers CPR and First Aid Training

1. The Healthcare Provider course -- a professional certification course -- includes a multiple-choice written exam and a practical exam.
2. Workbooks for use during the class are provided. It is highly recommend that participants purchase a course workbook. The American Heart Association recommends that each student review the course information for two weeks prior to the course. Workbooks can be found at : <http://www.aha.channing-bete.com/>
3. Course available to those ages 13 and up.
4. All courses begin at 9:00 a.m. Participants should arrive a few minutes ahead of time for check-in.
5. A minimum of six persons is required for each course date. If fewer than six persons have registered, each person will be contacted to reschedule or to receive a refund.
6. Please contact CPRcertification@palmcoastgov.com with any questions.

First Aid and CPR/AED

Heartsaver First Aid is a 7-hour classroom course **(includes 1 hour for lunch)** that is designed to meet OSHA regulations. The course teaches basic first aid skills:

- Administering CPR to an infant, young child, or an adult.
- Using an Automated External Defibrillator (AED).
- Using a mask or barrier device.
- How to stop visible bleeding.
- Assist with possible sprain or broken bone.
- Securing the scene for safety.

Date: Saturday, September 24
Saturday, October 1 (Palm Coast Community Wing- 160 Lake Blvd Palm Coast FL 32164)
Saturday, November 5
Saturday, December 3

Time: 9 am-4 pm

Fee: \$5/person; Pre-Registration required at least 48 hours in advance.

Location: Palm Coast Community Center (305 Palm Coast Pkwy NE. Palm Coast FL 32164)

Healthcare Provider

The Basic Life Support (BLS) for Healthcare Providers Course provides healthcare professionals the ability to recognize several life-threatening emergencies, administer CPR, use an AED, and relieve choking in a safe, effective and timely manner.

Examples of those who may need this certification are: EMS personnel, physician assistants, dentists, nurses, respiratory therapists and others. All must have a credential (card) documenting successful completion of a CPR course.

The 4.5-hour course is video-based with instructor-led discussion and simulation. Students participate, practice, and complete various skills and learning stations. We will provide a workbook for you to borrow during the course. However, we recommend you purchase a workbook two weeks prior to the course and review the information.

Date: Friday, October 21
Time: 9 am-1:30 pm
Fee: \$50; Pre-Registration required at least 72 hours in advance.
Location: Palm Coast Fire Station #25, (1250 Belle Terre Parkway, Palm Coast, FL 32164)

ADULT PROGRAMS

AARP Driver Safety Program

The nation's first and largest classroom course for motorists ages 50 and older. This one-day course identifies ways that older drivers can compensate for the physical changes that occur as they age and helps older drivers update their driving knowledge and skills. To register contact AARP Representative Karen Zimmerman 386-585-4116.

Dates: Friday, October 14
Friday, November 18
Friday, December 16
Time: 9:00 am – 4:00 pm
Location: Palm Coast Community Center
Fee: \$20/Session (\$15/Session/AARP Member)

Adult Open Gym Basketball*

The adult co-ed basketball program is a non-competitive recreation program.

Days/ Dates: Tuesdays, September 13- December 20, 14 Meetings- \$22
Thursdays, September 15- December 22, 14 Meetings- \$22
Time: 7:00 pm – 9:30 pm
Location: Indian Trails Middle School
Ages: 18 & Up

* No Basketball Nov 22 & 24

Adult Open Gym Volleyball*

Come with friends or come alone and play Adult recreational co-ed volleyball open gym creates new “teams” weekly. Usually two nets, with teams rotating in and out of play. One net is for competitive style play and the second net is for recreational style play.

Days/Dates: Mondays, September 12- December 19, 14 Meetings- \$22
Wednesdays, September 14- December 21, 14 Meetings- \$22
Time: 7:00 pm – 9:30 pm
Location: Indian Trails Middle School
Ages: 18 & Up

**Disclaimer:* Flagler Schools may cancel program due to school activity. We will make every effort to notify participants of cancellations.

* No Volleyball Nov 21 & 23

Critic's Choice Dinner Club

Each month this “Club” visits a new restaurant, chosen by the group, to spend quality time with friends enjoying a casual dinner while rating the food and service. New members are always welcomed. Dinner and/or transportation are the participant's responsibility. Pre-Registration Required

Days/Dates: Thursday, October 13 – Lisbon Nights Restaurant
Thursday, November 10 –
Thursday, December 8 –
Time: Meet at restaurant 5:30 pm

Game Day Social

As the name suggests, Game Day Social is comprised of a lively, spirited group of individuals who enjoy the camaraderie and competition of dominos, a variety of card games or board games. Participants are encouraged to bring their favorite game or play one provided by the Parks and Recreation Department. Light refreshments are served.

Days: Tuesdays & Thursdays
Time: 12:30 – 4 pm
Location: Palm Coast Community Center
Fee: Free

Pickleball

The fastest growing sport in North America. Pickleball is sport for all ages. Played with small racquets and whiffle balls, this game is perfect for all ages. Equipment is available for rent and will be provided on the days and times below.

Days/Dates: September 6- December 16
Tuesdays, 1:00pm-3:00pm
Wednesdays, 6:00 pm – 8:00 pm
Fridays, from 11:00 am – 1:00 pm
Location: Belle Terre Park
Ages: 18 & up
Fee: Free

Wellness with Chrissy

Join Chrissy Powell, certified fitness instructor, for her fun and effective Wellness Classes! She will coach and inspire you to become healthier and stronger and to lead a more active and happier life. For more information contact instructor, Chrissy Powell at phone 386-931-7153 or Email cpowell54@cfl.rr.com

Class Schedule

- Pilates 8:30am Monday, Wednesday & Friday (Bring own mats)
- Aerobics 9:30am Monday, Wednesday & Friday
- Pilates Versa-tube 10:30am Monday & Wednesday

Women's Self Defense

Learn effective methods to ward off attackers in this three day class. Sergeant Lutz from the Flagler County Sheriff's Office will teach you skills that will make you more aware of your surroundings and methods to protect yourself and provide safety tips to implement right away. Pre-registration required and participants must attend all three classes. **Pre-Registration required at least 48 hours prior to start date and time.**

Days/Dates: Mondays: Session 1: Sep 26-Oct 10
Session 2: Nov 7-Nov 21
Session 3: Dec 5-Dec 15 (Dec 15 will be Thursday)
Times: 6 - 8 pm
Location: Palm Coast Community Center
Ages: 12 & Up
Fee: Free

Wood Carvers

The art of woodcarving has a history that spans centuries. At its core, woodcarving transforms a piece of wood into a masterfully crafted work of art. Join this group of gifted carvers as they share their skill and know how in this informal teaching atmosphere. The woodcarving group is a mixed group of men and women at all levels and abilities. Visitors are welcome.

Days/Time: Tuesdays from 1pm - 4pm
Location: Palm Coast Community Center
Fee: Free

Discover Trips

The registration fee includes: round-trip, motor coach transportation to and from destination and admission fees for the attraction. Payment is due at time of registration. Limited number of spaces available so register early. Registration is on a first come, first serve basis.

Fall Foliage St. John's River Tour (ONLY ONE SPACE AVAILABLE)

Enjoy a two hour tour down river through Blue Creek in the Ocala National Forest. This creek is a unique habitat and in the warm months this is a prime feeding area for the manatee. Alligator encounters are plentiful year around. We will leave this creek behind to re-enter the St. Johns River by the pristine Lake George, Florida's second largest lake which is surrounded by the Ocala National forest on the west and the Lake George State Forest on the east. After Lake George we will return on the St. Johns River to Astor. We will enjoy lunch provided by the Blackwater Inn. **Pre-Registration required by Friday, October 7, 2016**

Day/Date: Friday, October 21, 2016
Time: Depart the Palm Coast Community Center: 8:30 am
Return to the Palm Coast Community Center at approx.: 6:00 pm
Location: Astor, Florida
Fee: \$57/person

Winter Garden Museum Tour

We will enjoy a visit to Winter Garden with its environmental sensibility, diverse restaurants, and charming boutiques; The Winter Garden Heritage Museum features a three-dimensional walk through Winter Garden's glorious past; The Central Florida Railroad Museum contains an expansive collection of local, state and national railroad memorabilia. We will enjoy lunch on our own at a local restaurant. **Pre-Registration required by Friday, November 10, 2016**

Day/Date: Friday, November 18, 2016
Time: Depart the Palm Coast Community Center: 8:30 am
Return to the Palm Coast Community Center at approx.: 6:00 pm
Location: Winter Garden, Florida
Fee: \$35/person

Gaylord Palms ICE Show

Marvel at dozens of lavish holiday displays that include more than 2 million twinkling Christmas lights and acres of larger-than-life decorations at our Orlando Christmas celebration. Enjoy heartwarming visits with Santa, Cirque Dreams Unwrapped Live Stage Show, ICE! featuring the classic poem 'Twas the Night Before Christmas. We will enjoy lunch on our own in one of the Gaylord Palms restaurants. Dress warm as temperatures are below freezing in the ICE museum. **Pre-Registration required by Friday, December 2, 2016**

Day/Date: Friday, December 16, 2016
Time: Depart the Palm Coast Community Center: 8:30 am (Performance begins at 1:00 pm)
Return to the Palm Coast Community Center at approx.: 6:30 pm
Location: Orlando, Florida
Fee: \$57/person

Lunch N' Lecture Series

Join professionals during lunch for informational discussions on topics that may affect the lives of our adult community. **Pre-Registration required 48 hours prior to the program date and while space is available.**

Time: 11:00 am -12:30 pm
Location: Palm Coast Community Center, 305 Palm Coast Parkway, NE
Fee: FREE

Wednesday, September 21, CORA “Understanding Fall Risk and Balance Disorders

LOCATION: City Hall, Community Wing, 160 Lake Street, Palm Coast, 32164

Presented by CORA Rehabilitation Clinics. Join our speaker Ward Daron, PT as he discusses Fall Risk and Balance Disorders. Statistically, falls are the primary cause of injury for those age 55 and older. Dizziness is the 2nd primary reason for seniors' physician appointments. You don't have to be the next statistic. Information presented will discuss the risks and reasons for falls and dizziness and prevention techniques all can utilize.

Our speaker Ward Daron, PT graduated from the Catholic University in Leuven, Belgium in 1992. He has been practicing as a physical therapist for over 20 years with experience in acute setting and outpatient setting. He has a special interest in sports medicine and has developed a balance and dizziness correction program. This program complements the guidelines set forth by the CDC and American Geriatric Society.

Friday, September 30, Understanding Osteoporosis Prevention and Treatment

LOCATION: Community Center, 305 Palm Coast Parkway NE, Palm Coast FL 32137

In partnership with the People's Friendship Club, Cody Grady: Clinic Director and Board-Certified Physical Therapist at PT Solutions @ Florida Hospital Flagler, will be speaking about the benefits of exercise and a healthy lifestyle on the prevention and treatment of patients with Osteoporosis/Osteopenia. He will be answering any questions in regards to what we can do to help prevent osteoporosis as well as fall prevention to prevent fractures due to complications of Osteoporosis.

Cody graduated from Capital University in Columbus, OH with a Bachelors of Arts in Biology and supplemental studies at the National University of Ireland Galway in Galway, Ireland. Graduated with Doctor of Physical Therapy Degree from the University of St. Augustine for Health Sciences.

A video will be shown in which I will primarily do a Q&A regarding Osteoporosis and how physical therapy can help.

Friday, October 14, First Coast Heart and Vascular Center

LOCATION: Community Center, 305 Palm Coast Parkway NE, Palm Coast FL 32137

Dr. J. Caracciolo, MD., F.A.C.C, a board certified cardiologist with First Coast Heart & Vascular Center will be the guest speaker. Dr. Caracciolo received his medical degree from St. George's University School of Medicine, Grenada, WL and completed his residency at Yale University's, Norwalk Hospital Program in Norwalk, CT., He was a Fellow in cardiovascular diseases at Stony Brook University Hospital in NY.

Presently he is the Owner/Managing partner of First Coast Heart and Vascular Center, PA, in St. Johns County.

First Coast is in the process of opening an office in Palm Coast.

TODDLER PROGRAMS

Pre-Registration required at least 48 hours prior to start date and time of all Toddler Programs

Teddy Bear Picnic

Children will bring their favorite teddy bear for story time, game playing or craft and a snack. This monthly programs offers a unique experience for toddlers and their parent.

Day: Mondays

Dates/Theme: October-3rd Pumpkin Patch Picnic
November- 7th Fall for fun, fun for all
December- 5th Snow much fun.

Time: 10 – 10:30 am

Location: Palm Coast Linear Park

Age: 2 - 5 years old

Fee: Free

Little Chefs

Bring your “Little Chef” to the Palm Coast Community Center, where they will learn how to make a healthy, tasty snack and learn cognitive skills.

Days/Dates: Tuesdays

October- 11th
November- 15th
December- 20th

Times: 10 – 11am

Location: Palm Coast Community Center

Age: 2 - 3 years old

Fee: \$8

Little Picassos

Lil Picassos is designed to help your little artists discover their inner Picasso as they discover own unique style. Children will learn fundamental art concepts by creating a fun & unique work of art.

Days/Dates: Thursdays

October- 20th
November- 17th
December- 15th

Time: 10 – 11am

Location: Palm Coast Community Center

Age: 2 - 3 years old

Fee: \$8

Little Kicker Soccer

This child with parent (5-week) program teaches toddlers the basic motor skills necessary to play organized sports such as soccer. The program is designed for parents to assist the child during the lessons.

Ages: 3 - 4 years old

Fee: \$35 per session

Days/Dates: Wednesday, September 21- Wednesday, October 19

Time: 4-5pm

Location: Belle Terre Park

YOUTH PROGRAMS

Pre-Registration required at least 48 hours prior to start date and time of all Youth Programs

Kindercooks

Bring your “Kindercook” to the Palm Coast Community Center where they will learn to make foods, tasty treats, and gain important motor skills. Your “Kindercook” will grow in confidence and soon be able to assist in the kitchen.

Days/Dates: Tuesdays

October-11th

November- 15th

December-20th

Time: 11am-12pm

Location: Palm Coast Community Center

Age: 4 – 5 years old

Fee: \$8

Munchkin’ Sports

This child with parent program teaches the basic motor skills necessary to play organized sports such as soccer, baseball, golf, football, and tennis. This 5-week program is designed for parents to assist the child.

Days/Dates: Tuesdays, September 27-October 25

Time: 5:30-6:30pm

Location: Belle Terre Park

Age: 4-5 years old

Fee: \$35

Munchkin’ Soccer

Bring your Munchkin’ Soccer player to this high energy, fun, age appropriate introduction to soccer. Munchkin Soccer is not a league, rather an introduction to the fundamentals of soccer focusing on skill development and confidence building that your child will use as he/she transitions to league play.

Days/Dates: Wednesdays, September 21- Wednesday, October 19

Time: 5-6pm

Location: Belle Terre Park

Age: 5 - 6 years old

Fee: \$35 per session

Recreation on the Go

Come join us as we schedule recreation activities at a variety of parks throughout Palm Coast. We will be providing recreation equipment and encouraging participants in a variety of games and activities.

Day: Saturdays

Dates/Location: September 10 – Palm Harbor Golf Course

October 8 – Palm Coast Tennis Center

Time: 10am – 12pm

Age: 5 and older

Fee: FREE

Fall Fun Camp

Your child's day will be filled with a variety of age appropriate fun-filled themed activities such as arts and crafts, stories, recreational games, nature hikes, Campers must bring their own lunch and snack each day.

Days/Dates: Fall Fun Camp – November 21 – 23 (all day)
Times: 9am-4:30pm (extended care 7:30am-9:00am & 4:30pm-6:00pm)
Location: Palm Coast Community Center
Grades: K-8 (grade currently enrolled)
Fee: \$15 per day/ \$65 for week (extended care \$10 each) **Registration Deadline: 48 hours prior to start date**

Jack Frostivities- Holiday Break Camp

Your child's day will be filled with a variety of age appropriate fun-filled themed activities such as arts and crafts, stories, recreational games, nature hikes. Campers must bring their own lunch and snack each day.

Day/Dates: Week 1- Monday-Wednesday December 26th-30th
Week 2- Monday-Wednesday January 2nd-6th
Times: 9am-4:30pm (extended care 7:30am-9:30am & 4:30pm-6:00pm)
Location: Palm Coast Community Center
Grades: K-8 (grade currently enrolled)
Fee: \$15 per day/ \$65 for week (extended care hours \$10 each) **Registration Deadline: 48 hours prior to start date**

SPECIAL EVENTS

For information on all events visit our website at: <http://www.palmcoastgov.com/events>

Movies in the Park

Bring your blanket, lawn chairs and snacks and invite your friends and neighbors to join you at this monthly free, family activity. Relax and enjoy an "oldie but goodie" or a recent hit as we watch movies on the giant, outdoor movie screen. And, take it from us you don't want to forget your bug spray!

Day/Date/Time: Friday, October 14 Hotel Transylvania 2 (PG) 7:15pm
Location: Central Park in Town Center

Palm Coast & the Flagler Beaches Senior Games

Presented by: Cora Health Services Inc.

The focus of the Senior Games is not winning, but participating. The Florida Senior Games is dedicated to:

- Encouraging and promoting healthy lifestyles for Florida's Seniors
- Providing Florida's Seniors with the opportunity to compete at the local, state and national levels
- Providing all Senior citizens of Florida with an affordable and quality multi-sport festival they can call their own Games

The Palm Coast & the Flagler Beaches Sr. Games is sanctioned by the Florida Sports Foundation and a qualifier for the Florida Senior Games State Championships.

Day/Date: September 10th- September 18th
Time: Varies per Event
Location: Varies per Event
Information: www.palmcoastgov.com/seniorgames

Food Truck Tuesdays

Free entertainment along with gourmet food available for purchase from a variety of specialty food trucks. Proceeds from Food Truck Tuesdays benefits a local organization whose work supports our children and families.

Day/Date: Tuesday, September 20
Tuesday, October 18
Tuesday, November 15
Time: 5 - 8 pm
Location: Central Park in Town Center

Palm Coast International Festival

Palm Coast's International Fest will bring a smile to your face as you travel the world across Central Park in Town Center. The community will celebrate the proud traditions of our City's unique cultural heritage, partaking in the music, cuisine and dance from the countries represented.

Day/Date: October 1st
Time: 12-9pm
Location: Central Park in Town Center

Pink Army 5k Run/Walk & 1 Mile Support Walk

Raising money for breast cancer awareness, education and screening, 100 percent of the proceeds raised by the Pink Army 5k go toward financially supporting mammograms, breast ultrasounds, stereotactic breast biopsies, education and other specific diagnostic services to aid in the early detection of breast cancer.

Day/Date: October 16
Time: 7:45am
Location: Florida Hospital Flagler

Halloween Boo Bash

The Halloween Boo Bash is a family friendly, safe event for all ages presented by the Palm Coast Parks and Recreation Department and Wadsworth Elementary School. We encourage everyone to come in costume and enjoy the activities.

Day/Date: Friday October 21
Time: 5:00 pm - 8:00 pm
Location: Belle Terre Park

Hall of Terror

Hall of Terror takes those who dare through a haunted house and show at Palm Coast Fire Station 21, 9 Corporate Drive. Volunteer characters, many of whom are firefighters and other City employees, provide the scares.

Days/Dates: Thursday-Saturday, October 27-29

Time: Thursday, October 27 from 7:00-9:00pm

Friday, October 28 from 7:00-10:00pm

Saturday, October 29 from 7:00-11:00pm

Location: Fire Station #21, 9 Corporate Drive

Palm Coast Veteran's Day Ceremony

City of Palm Coast ceremony with music, presentation of memorial wreaths and speakers to honor military Veterans; Heroes Park, 2860 Palm Coast Pkwy., Palm Coast. Free. More info: 386-986-2300.

Day/Date: Friday, November 11

Time: 8 am

Location: Heroes Park

Tree Lighting Ceremony

In partnership with the Rotary Club of Flagler County, the Tree Lighting Ceremony leads the start of the Fantasy Light display at Central Park in Town Center.

Day/Date: December 1st

Time: 6:30pm

Location: Central Park in Town Center

Starlight Event and Parade

Day/Date: December 10

Time: 4pm-6pm Parade starts at 7pm

Location: Central Park in Town Center

Upcoming Tournaments booked.

October 2016		
Oct. 1-2	Cradle for the Cure Girls Lacrosse Tournament	MCC Sports, Inc.
Oct.	Gymnastics Meet	PC Gymnastics
Oct. 16	Pink Army 5K Run/Walk	PCP&R and FHF
Oct. 8-9	PDA Fall Classic	PDA Florida
Oct. 15-16	Pumpkin Shoot Out Lacrosse Tournament	Team Florida Lacrosse



Monday, September 26-Friday, November 4

Monday through Friday - 2 PM to 7:30 PM

Saturday & Sunday - Closed



Event Calendar for 9/23/2016 through 10/31/2016

9/24/2016 10:00 AM

A Day in Old Florida

Faver Dykes State Park

9/24/2016 11:00 AM

Focaccia's Three Year Anniversary

Focaccia Italian Eatery

9/24/2016 3:00 PM

Gamble Acoustic Jam

Gamble Rogers Memorial State Recreational Area

9/26/2016 6:00 PM

Women's Self Defense

Palm Coast Community Center

9/27/2016 10:00 AM

Crabbing Basics: Making it Delicious, Keeping it Sustainable

Gamble Rogers Memorial State Recreational Area

9/29/2016 8:30 AM

Yoga at the Beach

Gamble Rogers Memorial State Recreational Area at Flagler Beach

9/30/2016 11:00 AM

Lunch N Lecture Series

Palm Coast Community Center

10/1/2016 9:00 AM

Cradle for the Cure

Indian Trails Sports Complex



Event Calendar for 9/23/2016 through 10/31/2016

10/1/2016 10:00 AM

Palm Coast Elks Lodge #2709 Animal Adopt-A-Thon

Palm Coast Elks Lodge #2709

10/1/2016 12:00 PM

Palm Coast International Fest

Central Park in Town Center

10/1/2016 12:00 PM

Fifth Annual Palm Coast International Festival

Central Park in Town Center

10/3/2016 9:00 AM

Yoga at the Gardens

Washington Oaks Gardens State Park

10/5/2016 9:30 AM

Memory Makers Quilt Guild

Flagler County Agricultural Extension

10/5/2016 6:00 PM

Is Franchise ownership right for you?

City Hall

10/7/2016 7:00 PM

Blessed Daughters Monthly Retreat

Palm Coast Community Center

10/8/2016 9:00 AM

PDA Fall Classic

Indian Trails Sports Complex



Event Calendar for 9/23/2016 through 10/31/2016

10/8/2016 10:00 AM

The Pellicer Creek Raid: A Civil War Reenactment

Florida Agricultural Museum

10/8/2016 5:00 PM

Putting on the Ritz presents Johnny Petillo

Italian American Club Palm Coast

10/10/2016 9:00 AM

Blanketeers

Flagler County Library

10/14/2016 11:00 AM

Lunch N Lecture Series

Palm Coast Community Center

10/14/2016 7:15 PM

Movies In The Park featuring "Hotel Transylvania 2"

Central Park in Town Center

10/15/2016 8:00 AM

Pumpkin Shootout Lacrosse

Indian Trails Sports Complex

10/16/2016 7:45 AM

Pink Army Breast Cancer 5K Run & 1 Mile Walk

Florida Hospital Flagler

10/18/2016 5:00 PM

Food Truck Tuesday

Central Park in Town Center



Event Calendar for 9/23/2016 through 10/31/2016

10/19/2016 9:00 AM

Flagler County Sexual Assault Response Team (SART)

Florida Hospital Flagler - Room D

10/20/2016 12:00 AM

Get Published Series

Co-Work office

10/21/2016 5:00 PM

Halloween Boo Bash

Belle Terre Park

10/27/2016 7:00 PM

Halloween Hall of Terror

Fire Station #21



To: Jim Landon, City Manager
From: Richard Adams, Utility Director
Date: September 22, 2016
Re: Week in Review

- The conversion from chloramines to free chlorine as the primary disinfection treatment procedure began this week and will continue through October 24th. During this time customers may notice an increase in the taste and odor of chlorine in their drinking water.
- The average water demand for this week was 7.596 million gallons per day. The average wastewater flow was 5.968 million gallons per day.
- Crews installed 11 new domestic water meters, 2 reuse meters and 9 new PEP tanks.
- There were a total of 35 calls after hours.
- This week there were 22 disconnects for non-payment.
- Staff performed smoke testing of the sewer collection system at Flagler County Airport.
- Water Distribution crews repaired 3 service lines, and tested/repaired 95 backflow preventers.
- Wastewater crews inspected via CCTV, 9,673 feet of gravity sewer and inspected 46 manholes. They also replaced 30 pep pumps, 34 floats and 9 cleanout caps.
- Water Distribution crews worked at Water Treatment Plant #2 replacing a leaking section of 16" raw water main where it enters the meter vault. This required installing a well point system, removing the vault lid and cutting out the pipe in sections, removing concrete grout around pipe, installing new pipe and new connection fittings.



Portrait of Alex Boyer attached.



NEWS RELEASE – City of Palm Coast

Contact: Cindi Lane, Communications & Marketing Manager

386-986-3708; cell 386-214-4729

Sept. 20, 2016

Alex Boyer promoted to Palm Coast Director of Parks & Recreation

Palm Coast – City of Palm Coast Recreation Superintendent Alex Boyer is being promoted to Director of Parks & Recreation after serving as the Interim Director this summer.

“Alex has demonstrated strong leadership and management skills in the short time he’s been here, and I believe he will be a valuable addition to our executive team,” said Palm Coast City Manager Jim Landon. “Alex has a solid background in recreation management and has a vision for strengthening the Department. His experience and skills will be especially important for guiding the City through the upcoming renovation of the Palm Coast Community Center.”

Boyer was hired by the City in January as a Recreation Supervisor and was promoted to Recreation Superintendent, the Department’s second highest position, this spring. The Parks & Recreation Department, headquartered at the Community Center, operates recreation programs for all ages – from toddlers to seniors; runs most of the City’s special events such as the upcoming International Festivals, the popular Food Truck Tuesdays and this month’s Palm Coast & the Flagler Beaches Senior Games; coordinates sports tournaments at Indian Trails Sports Complex and other City facilities; and manages activities at the City’s parks and Frieda Zamba Swimming Pool. Boyer serves on the City’s FEST and CERT teams, overseeing special events in Palm Coast.

Boyer has 15 years of recreation management experience. He previously worked for Centers LLC, managing recreation programs at Marshall University in Huntington, West Virginia, where he rose to Assistant Director of Intramurals and Youth Recreation. He also has extensive experience as a soccer coach, serving as Director of the Girls Soccer Academy in the West Virginia Soccer Club and a coach with the Kentucky and West Virginia Olympic Development Soccer Programs. In 2015, he was named ODP Coach of the Year for West Virginia. He earned an advanced national license from the National Soccer Coaches Association of America, and is a member of Florida Recreation & Park Association.

A native of West Virginia, Boyer earned his Bachelor of Arts degree in physical education, with a concentration in sports management and marketing, from Marshall University and his Master of Science degree in recreation and sport sciences from Ohio University in Athens, Ohio. He and his wife, Shawna Boyer, have two young children, Lakyn and Tristan.

Since coming to work for the City of Palm Coast earlier this year, Boyer has worked to strengthen relationships with local sports organizations and has implemented a field rotation schedule at City parks to ensure the fields can be used by both local organizations and for sports tournaments.

“I’ve been an athlete since I was a kid – basketball, track, soccer – so recreation has helped shape my life. Recreation has given me leadership abilities, and I consider myself a coach more than anything,” Boyer said. “In Palm Coast, I want to provide opportunities for our residents to be active, to enjoy our parks and trails, to be part of a team and also to improve their health and quality of life individually.”

For more information, contact Communications & Marketing Manager Cindi Lane, at 386-986-3708 or clane@palmcoastgov.com.



NEWS RELEASE – City of Palm Coast

Contact: Cindi Lane, Communications & Marketing Manager
386-986-3708; cell 386-214-4729

Sept. 19, 2016

Join the Pink Army 5K on Oct. 16 and help raise breast cancer awareness

Palm Coast – Join the Pink Army and help promote breast cancer awareness, education and screening by running or walking in the 6th annual Pink Army 5K Run/Walk and 1 Mile Support Walk on Sunday morning, Oct. 16, in Palm Coast.

The Pink Army 5K chip-timed race is hosted by Florida Hospital Flagler in partnership with the City of Palm Coast, the Women's Initiative of United Way of Volusia-Flagler Counties, Chicks With Cans, the Florida Hospital Flagler Foundation, Flagler Schools and Palm Coast & the Flagler Beaches.

The Pink Army 5K will start at 7:45 a.m. at Florida Hospital Flagler, 60 Memorial Medical Parkway, Palm Coast, and run toward Royal Palms Parkway and back. The 1 Mile non-timed Support Walk will begin at 7:50 a.m., and the Kids Fun Run will begin at 8:45 a.m.

The Pink Army 5K is part of the Run Flagler PAL Running Series. Awards will be given to overall first-place male and female winners, as well as first-, second- and third-place runners in 17 age groups. In addition, corporate, group, schools and family teams will be recognized for the most enthusiasm and participation, and participants of the Kids Fun Run will receive ribbons. The awards ceremony will follow the 5K race.

It's time now to register, at www.palmcoastgov.com/PinkArmy5K. Entry fees and registration deadlines are as follows:

- \$25 Online and in-person advance registration – closes 5 p.m. Oct. 7 (in-person registration 8 a.m.-5 p.m. weekdays at the Palm Coast Community Center, 305 Palm Coast Parkway NE)
- \$25 Mail-in advance registration, c/o Pink Army – must be postmarked by Oct. 7
- \$35 In-person registration – available at the Palm Coast Community Center 8 a.m. -5 p.m. Oct. 10-14
- \$35 Day of race – 6:30-7:30 a.m. Oct. 16 at Florida Hospital Flagler
- \$10 Teen Student rate – ages 13-19
- \$5 Elementary Student rate – ages 12 and under
- Free Kids Fun Run – ages 6 and under, non-timed, \$5 fee for race T-shirt (while supplies last)
- Registration is free for veterans with military ID

T-shirts will be available while supplies last. Water stations will be available along the route, and refreshments will be served at the awards ceremony. Packet pickup will be 9 a.m. to 7 p.m. Oct. 13 and 14 at Palm Coast City Hall, Community Wing, 160 Lake Ave., and on race day at the hospital, beginning at 6:30 a.m.

All proceeds will go toward assisting qualified patients in our community who are in need, helping to pay for mammograms, breast ultrasounds, stereotactic breast biopsies, education and other specific diagnostic services to aid in the early detection of breast cancer.

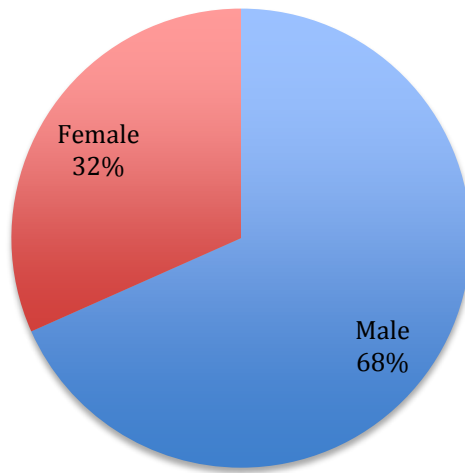
"I am proud to work with the City and the Pink Army on this race," said Pink Army Chairwoman Helga van Eckert. "What a great way to get the community engaged and educated on the importance of screenings. I am also proud that the proceeds of the event will stay right here in Flagler County and assist those in our community in need."

For more information, call Palm Coast Parks & Recreation at 386-986-2323 or visit www.palmcoastgov.com/PinkArmy5K.

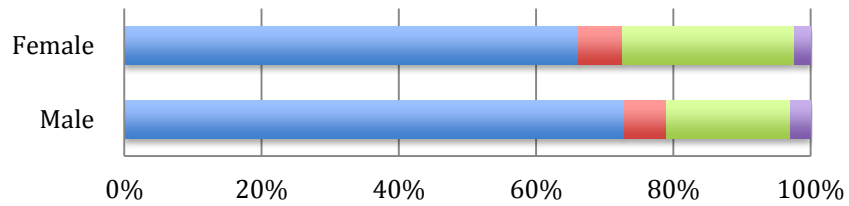


This is a collection of data and
demographics regarding the
participants of the 2016 Senior Games

2016 Senior Games Participants

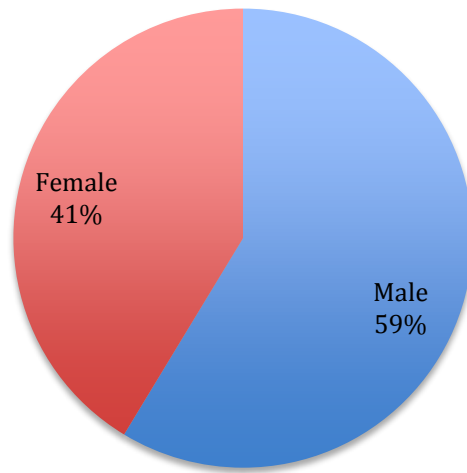


2016 Senior Games Demographics



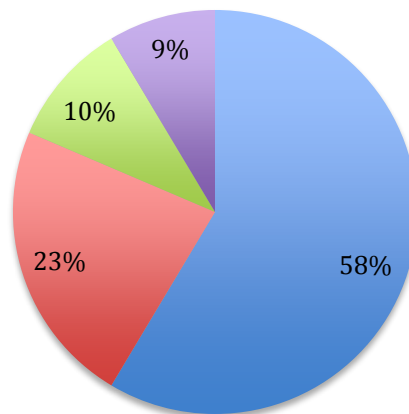
	Male	Female
Total # of Men & Women	177	82
Cities Represented By: 0.386100% (By Themselves)	15	8
Total # Cities Represented By Respective Gender	44	31
Total # of Cities with 5 or more members of their respective gender	7	3

Number of cities represented by gender



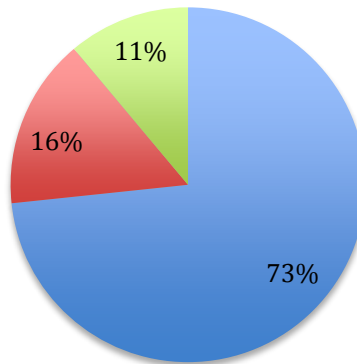
Cities that had 10 or more participants

■ Palm Coast ■ Flagler Beach ■ Ormond ■ The Villages

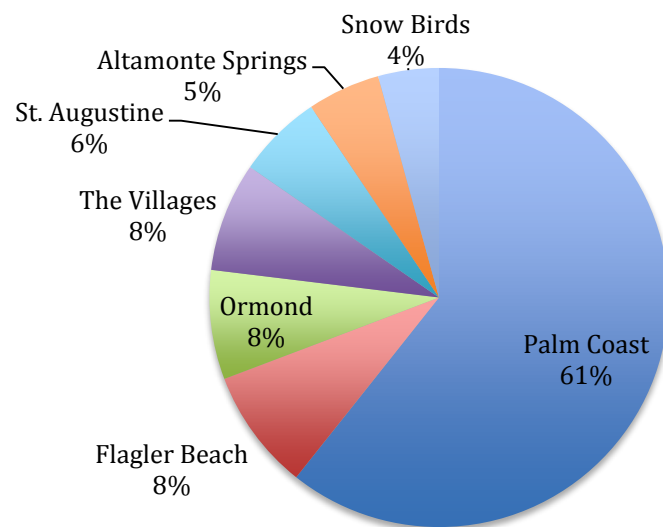


Cities with 5 or more Female Participants

■ Palm Coast ■ Flagler Beach ■ Daytona Beach



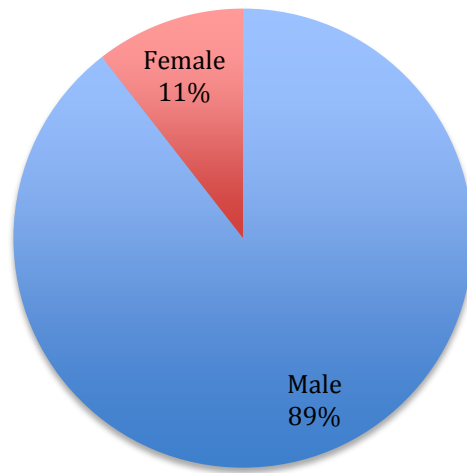
Cities with 5 or more male participants



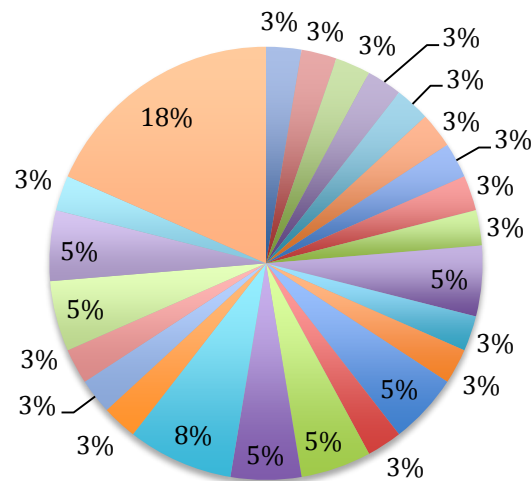

- The 2016 Palm Coast & Flagler Beach Senior Games saw a total of 259 participants.
- 177 of the participants being male and 82 of the participants being female.
- There were citizens from 54 cities in Florida who participated in the 2016 Senior Games.
- Of the men, 117 of the 177 men were from locations with 5 or more members of their gender participating.
- Of the women, 45 of the 82 were from locations with 5 or more members of their gender participating.
- Of the men, 15 cities were represented with one and only one member of their gender.
- Of the women, 8 cities were represented with one and only one member of their gender.
- The male demographic represented 44 of the 54 cities that participated.
- The female demographic represented 32 of the 54 cities
- 15 of the 177 male participants were the only representatives of their city.
Those cities being:
 - Alturas
 - Bradenton
 - Bryceville
 - Crystal River
 - Davenport
 - Elkton
 - Hawthorne
 - Inverness
 - Jacksonville
 - New Smyrna
 - Ocala
 - Okatie
 - Plant City
 - Sebring
 - Titusville
- 8 of the 82 female participants were the only representatives of their city.
Those cities being:
 - Clermont
 - Cocoa Beach
 - Crescent City
 - Fleming Island
 - Holy Hill
 - Middleburg
 - Tallahassee
 - Tavares

EVENT **DEMOGRAPHICS**

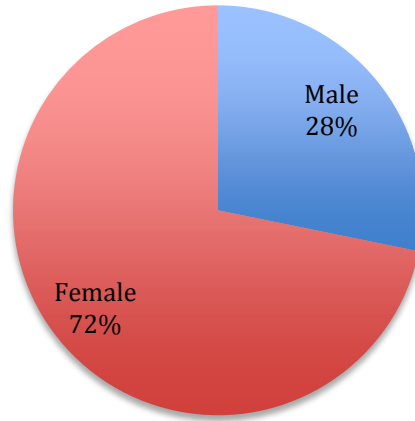
2016 Senior Games Archery Participants



Cities where participants were from

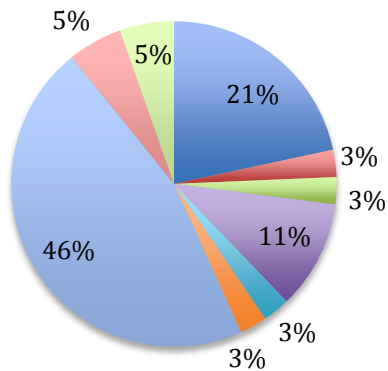


2016 Senior Games Ballroom Dancing Demographics

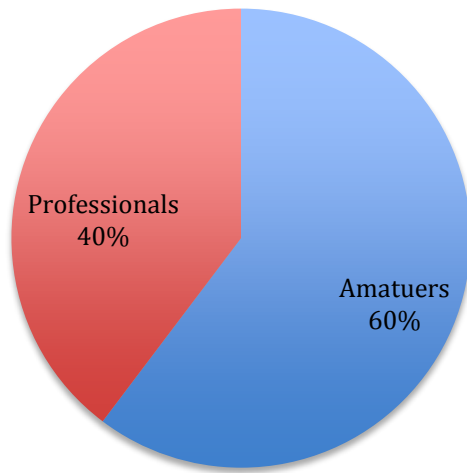


Cities where participants were from

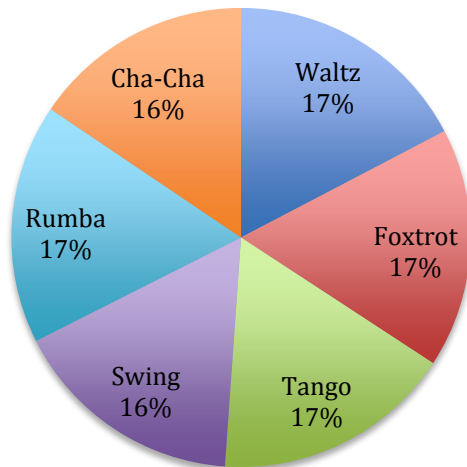
Daytona Beach Daytona Beach Shores Deland
Flagler Beach Holly Hill New Smyrna Beach
Palm Coast Port Orange Ormond Beach



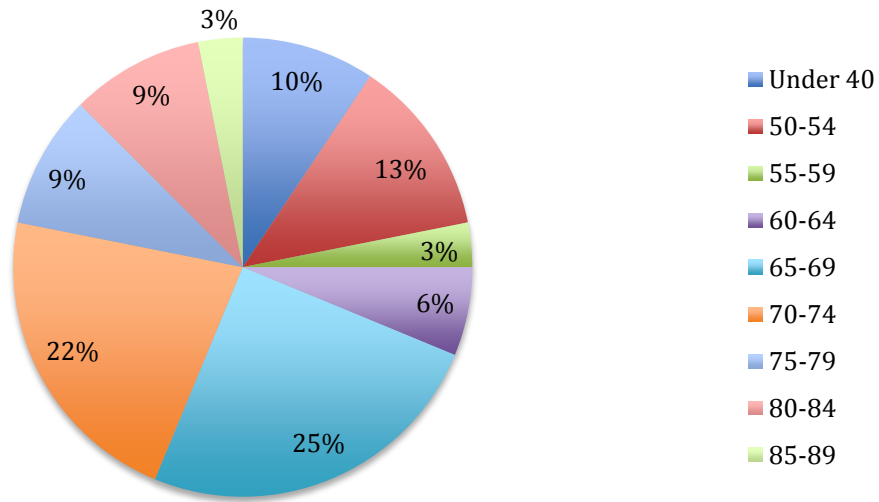
Amateurs and Professionals



Participation Demographics



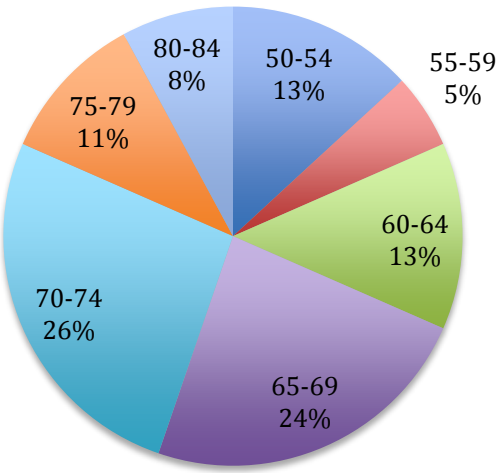
Age Demographics



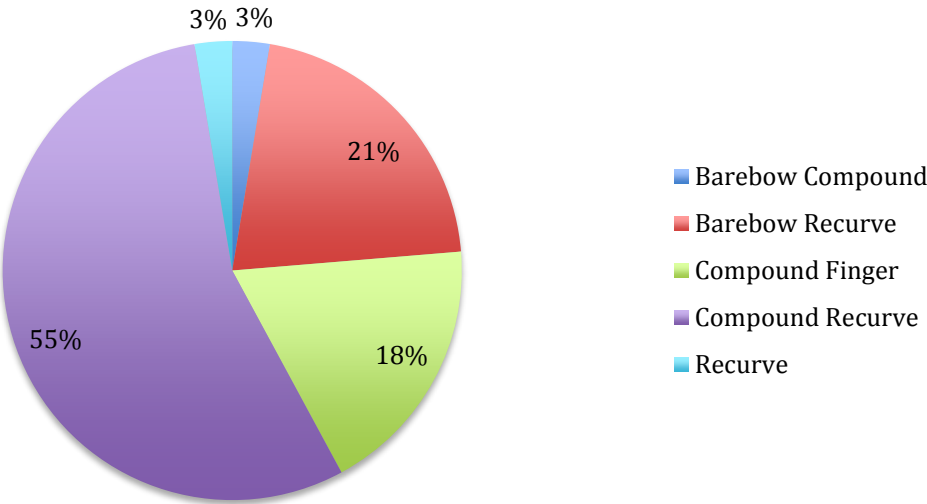
- The 2016 Ballroom Dancing event at the 2016 Senior Games saw a total of 33 participants/teams.
 - 28 of the participants were female
 - 11 of the participants were male
- Per the competition, there were a total of 68 amatuer and professional dancers and 33 total teams.
- The participants represent 9 different Florida cities
- The male demographic represented 6 of the different cities
 - Daytona Beach
 - Flagler Beach
 - New Smyrna Beach
 - Palm Coast
 - Port Orange
 - Ormond Beach
- The female demographic represented 8 of the different cities
 - Daytona Beach
 - Daytona Beach Shores
 - Deland
 - Flagler Beach
 - Holly Hill
 - Palm Coast

- Port Orange
- Ormond Beach

Archery Age Demographics

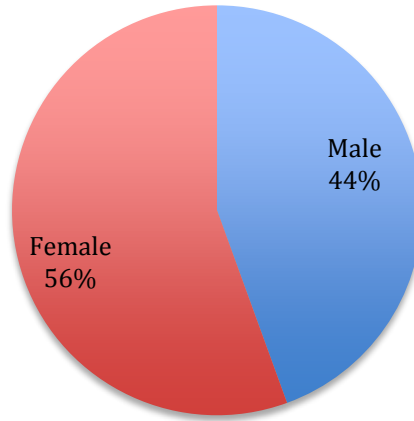


Archery Event Participation



- The Archery Program for the 2016 Senior Games saw 37 participants. 34 of the participants were male and 4 were female.
- There were participants from 22 different cities in Florida and 2 participants from 2 different cities in Maryland.
- The male demographic represents 23 of the 24 locations:
 - Alturas
 - Bradenton
 - Bryceville
 - Capitol Heights, Maryland
 - Davenport
 - Deland
 - Deltona
 - Hawthorne
 - Lady Lake
 - Leesburg
 - Lexington Park, Maryland
 - Loxahatchee
 - Ocala
 - Ormond Beach
 - Palm Coast
 - Pierson
 - Schwartz
 - Sebring
 - St. Augustine
 - St. Petersburg
 - Sun City Center
 - Titusville
 - The Villages
- The female demographic represents 4 of the the 24 locations:
 - Clermont
 - Loxahatchee
 - Pierson
 - Sun City Center

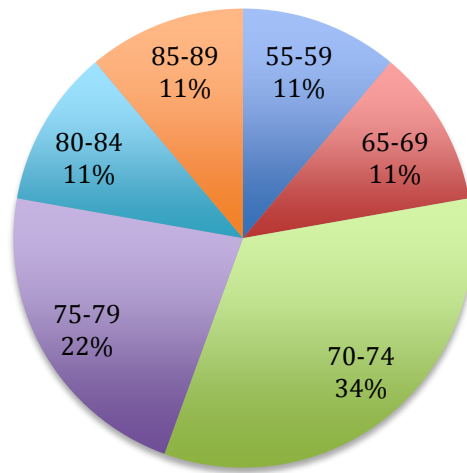
2016 Senior Games Golf Croquet Participants



Cities where the participants were from

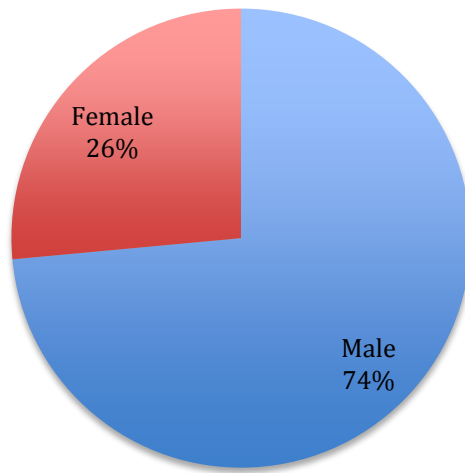


Golf Croquet Age Demographics

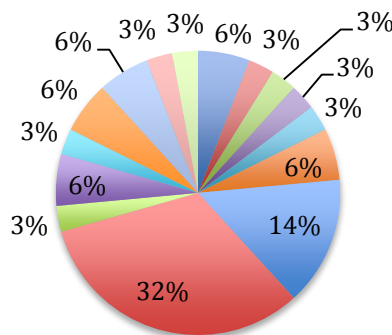


- The Golf Croquet Program for the 2016 Senior Games saw a total of 9 participants.
 - 5 were female
 - 4 were male
- 100% of the participants reside in Palm Coast.

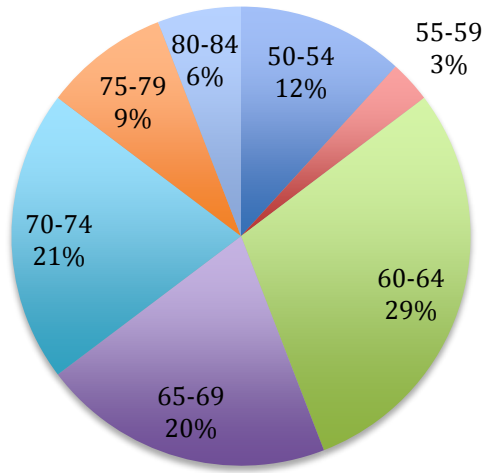
2016 Senior Games Cycling Participants



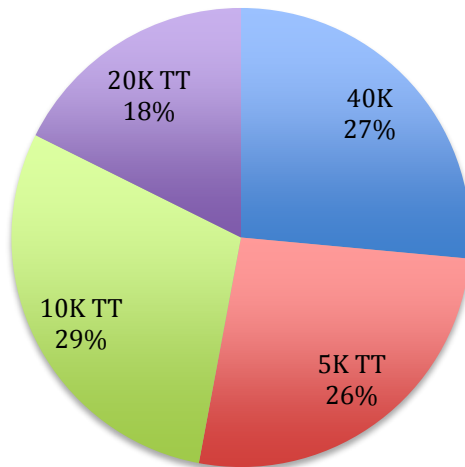
Cities where participants were from



Age Demographics

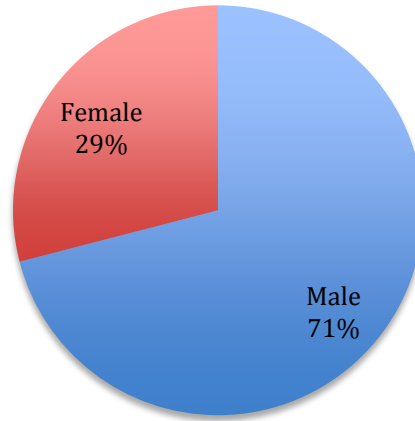


Event Participation



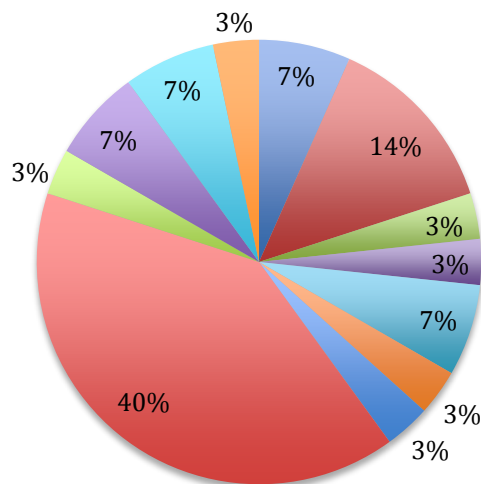
- The cycling program for the 2016 Senior Games saw 34 participants
 - 25 of the participants were male
 - 9 of the participants were female
- There were citizens from 15 different Florida cities
- The male demographic represented 14 of the 15 locations
 - Altamonte Springs
 - Crystal River
 - Elkton
 - Inverness
 - Jacksonville
 - Ocoee
 - Ormond Beach
 - Palm Coast
 - Plant City
 - Ponte Verda
 - Port Orange
 - St. Augustine
 - St. Petersburg
 - The Villages
- The female demographic represented 3 of the 15 locations
 - Ormond Beach
 - Palm Coast
 - Tavares

2016 Senior Games Tennis Demographics

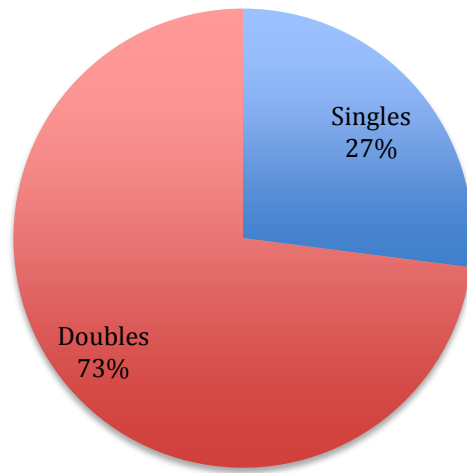


Cities where participants were from

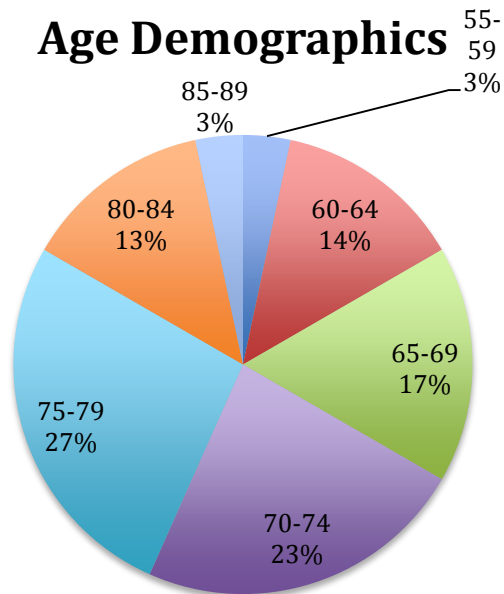
■ Altamonte Springs ■ Flagler Beach ■ Lake Mary ■ Longwood
 ■ Melbourne ■ Ormond Beach ■ Palm Bay ■ Palm Coast
 ■ Satellite Beach ■ Sumerfield ■ St. Augustine ■ West Palm Beach



Participation Demographics



Age Demographics

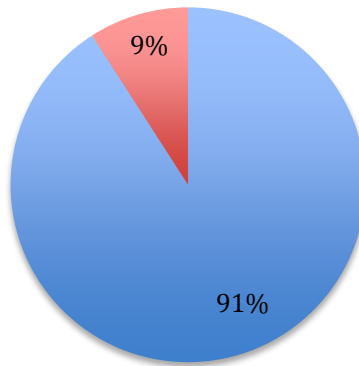


- The Tennis Competition at the 2016 Senior Games saw 31 participants
 - 22 of the participants were male
 - 9 of the participants were female
 - 10 of the participants competed in singles competition
 - 27 of the participants competed in doubles competition

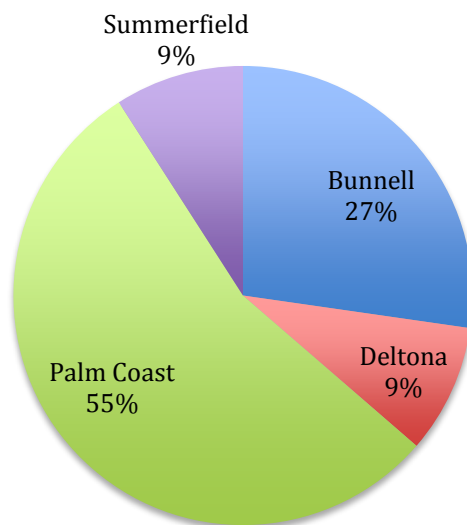
- The participants represented 12 different Florida cities
- The male demographic represented all 12 different cities
 - Altamonte Springs
 - Flagler Beach
 - Lake Mary
 - Longwood
 - Melbourne
 - Ormond Beach
 - Palm Bay
 - Palm Coast
 - Satelitte Beach
 - Summerfield
 - St. Augustine
 - West Palm Beach
- The female demographic represented 4 of the different Florida locations
 - Flagler Beach
 - Lake Mary
 - Palm Coast
 - Summerfield

2016 Senior Games Horseshoes Participants

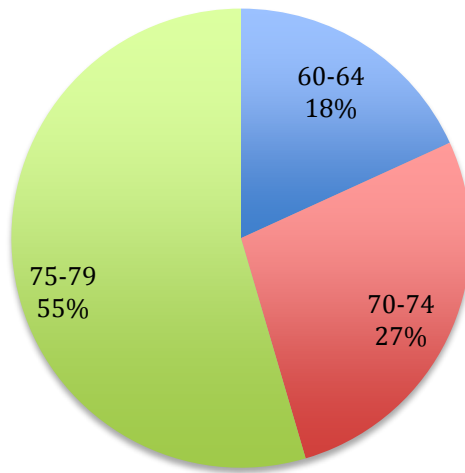
Male Female



Cities where participants were from

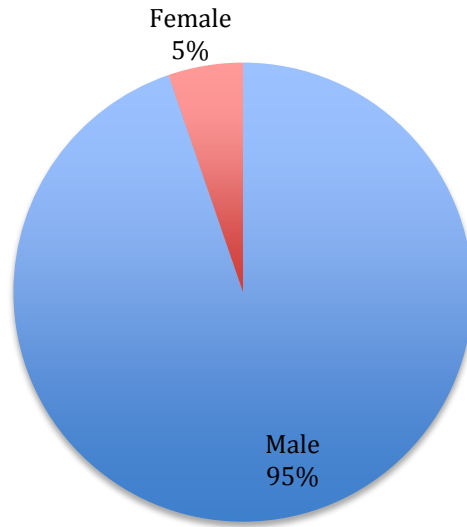


Age Demographics

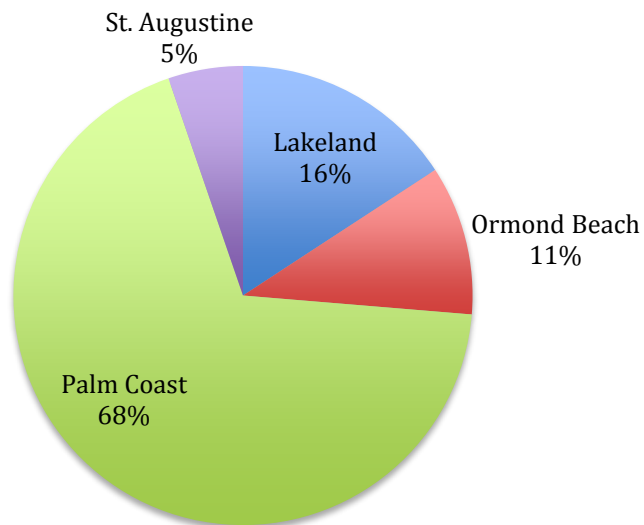


- The horseshoes competition at the 2016 Senior Games saw 11 participants
 - 10 were male
 - 1 was female
- There were citizens from 4 different Florida cities
- The male demographic represented all 4 cities
 - Bunnell
 - Deltona
 - Palm Coast
 - Sumerfield
- The female demographic represented only 1 of the cities
 - Bunnell

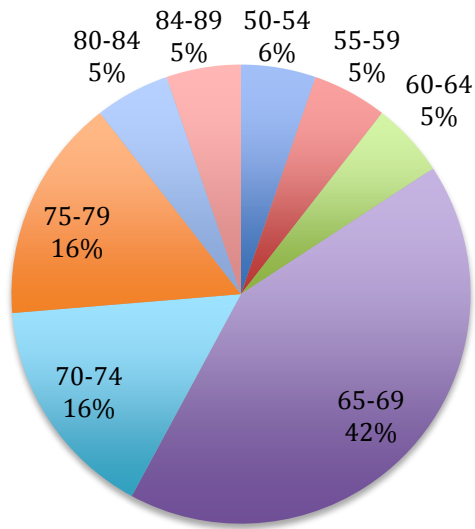
2016 Senior Games Golf Participants



Cities where participants were from

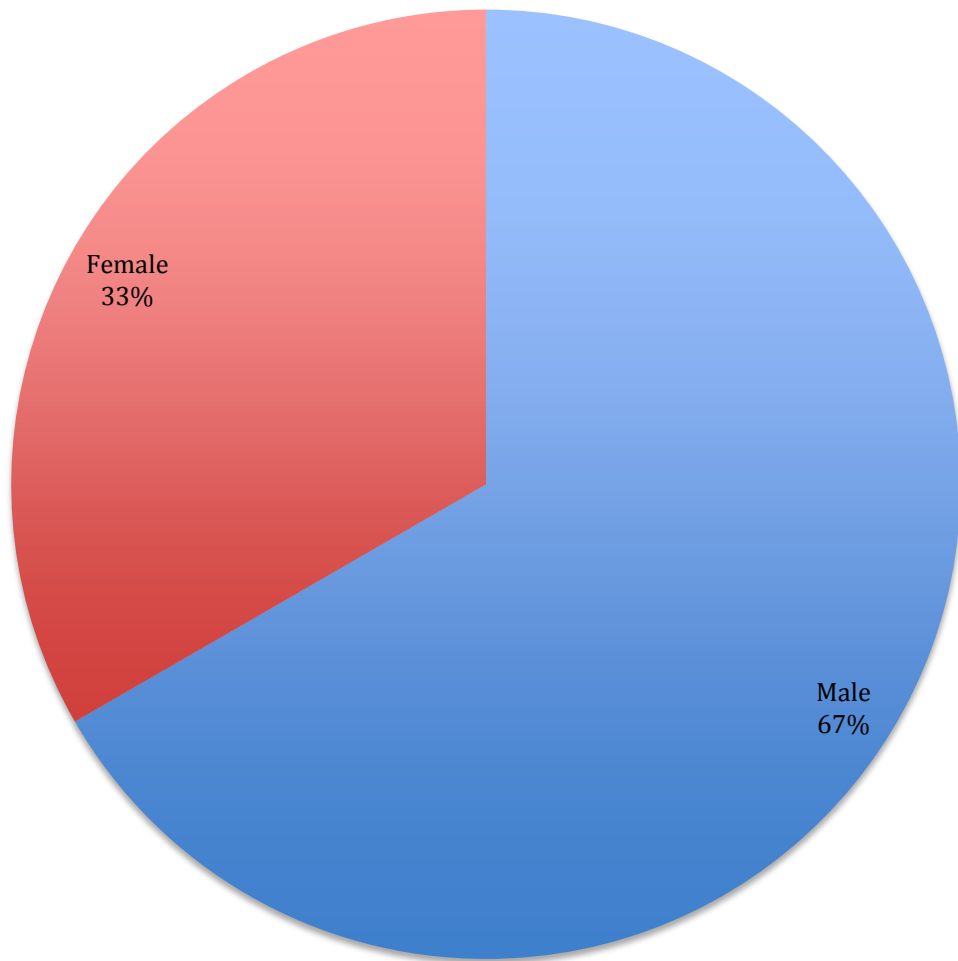


Age Demographics

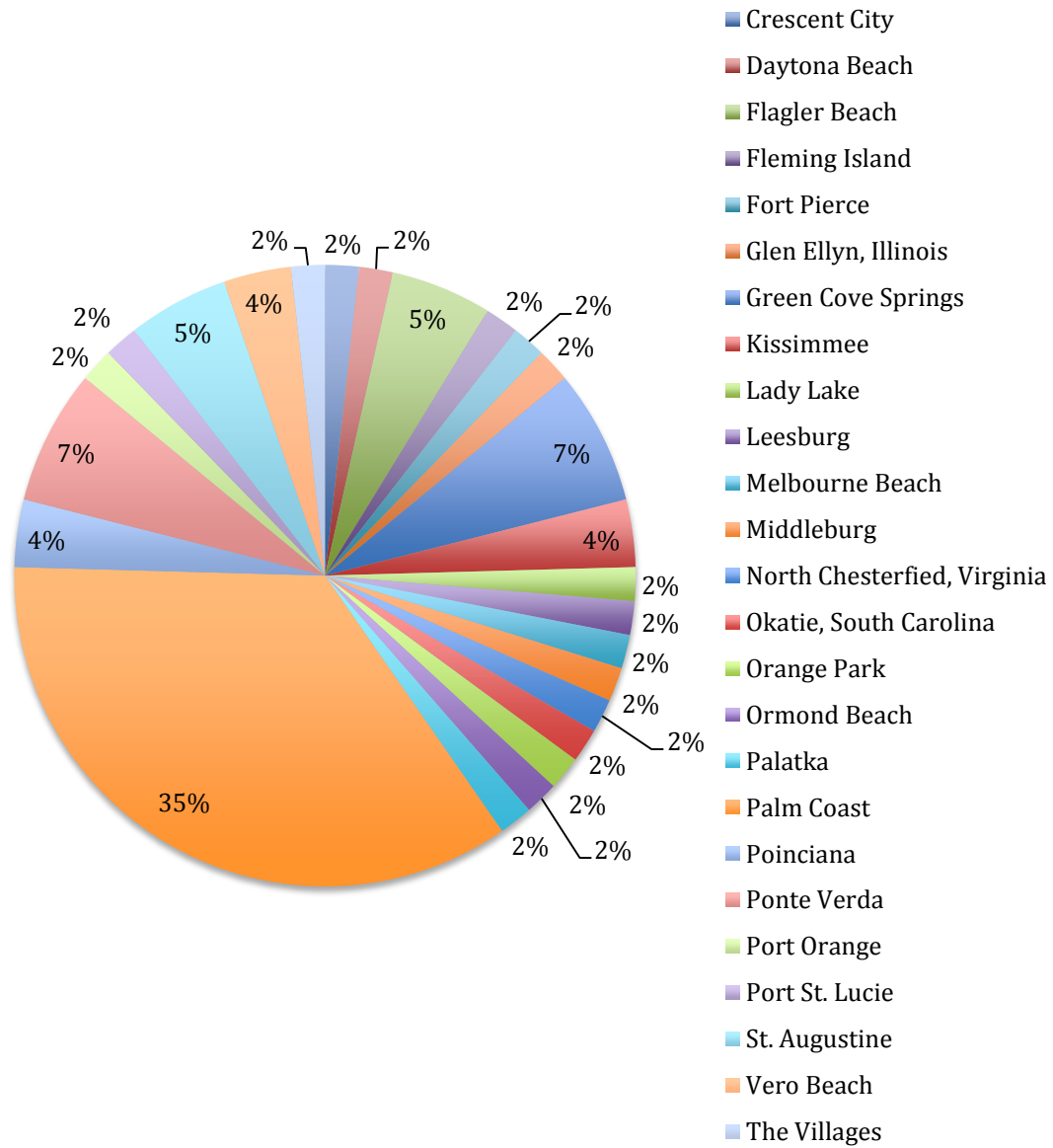


- The golf competition at the 2016 Senior Games saw 19 participants
 - 18 of the participants were male
 - 1 of the participants was female
- The participants were from 4 different Florida cities
- The male demographic represented all 4 cities
 - Lakeland
 - Ormond Beach
 - Palm Coast
 - St. Augustine
- The female demographic represented only 1 of the cities
 - Palm Coast

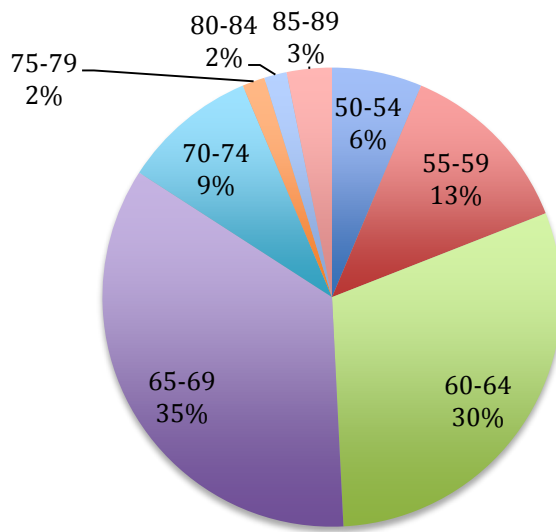
2016 Senior Games Pickleball Participants



Cities where participants were from



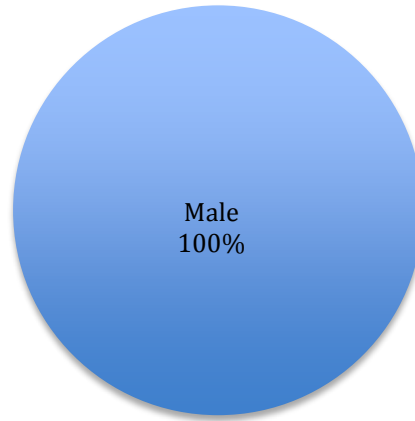
Age Demographics



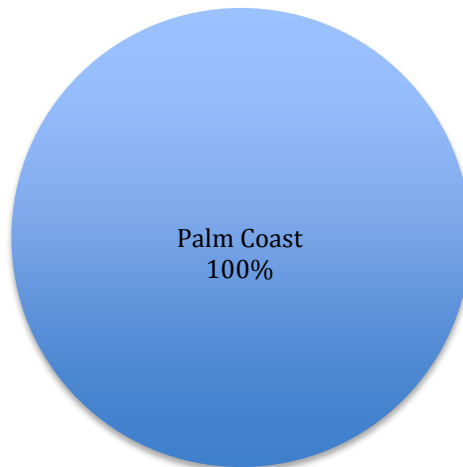
- The Pickleball competition at the 2016 Senior Games saw 63 participants
 - 42 of the participants were male
 - 21 of the participants were female
- Of the participants:
 - 23 were from different Florida cities
 - 1 participant was from Glen Ellyn, Illinois
 - 1 participant was from North Chesterfield, Virginia
 - 1 participant was from Okatie, South Carolina
- The male demographic represents 17 of the 25 locations:
 - Daytona Beach
 - Flagler Beach
 - Fort Pierce
 - Glen Ellyn, Illinois
 - Green Cove Springs
 - Kissimmee
 - Leesburg
 - North Chesterfield, Virginia
 - Okatie, South Carolina
 - Orange Park
 - Ormond Beach
 - Palm Coast
 - Poinciana
 - Ponte Verda

- Port St. Lucie
- St. Augustine
- The female demographic represents 15 of the 25 locations:
 - Crescent City
 - Flagler Beach
 - Fleming Island
 - Green Cove Springs
 - Lady Lake
 - Melbourne Beach
 - Middleburg
 - Palatka
 - Palm Coast
 - Ponte Verda
 - Port Orange
 - St. Augustine
 - Vero Beach
 - The Villages

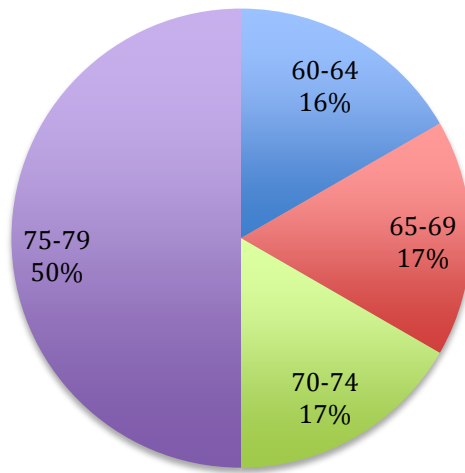
2016 Senior Games Basketball Shooting Participants



Cities participants were from

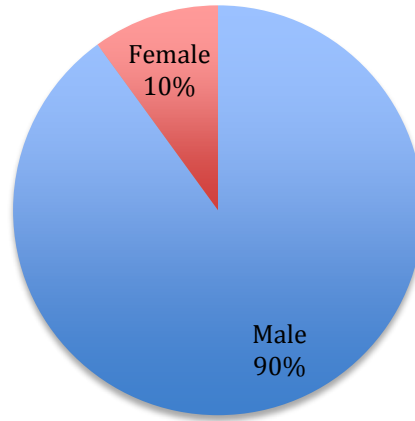


Age Demographics

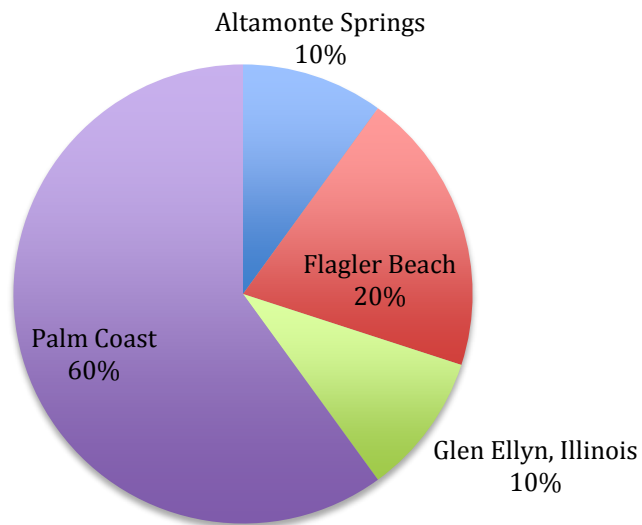


- The basketball shooting competition at the 2016 Senior Games saw 6 participants
- All of the participants were male
- All of the participants reside in Palm Coast

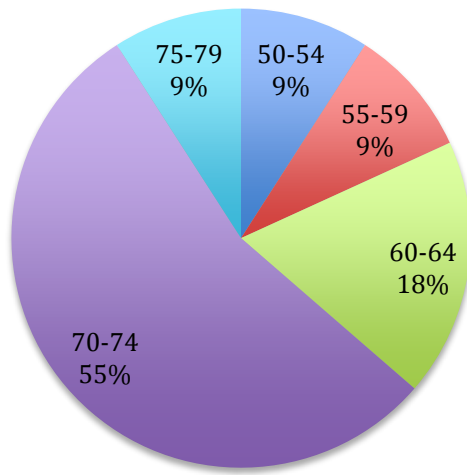
2016 Senior Games Table Tennis Demographics



Cities participants were from

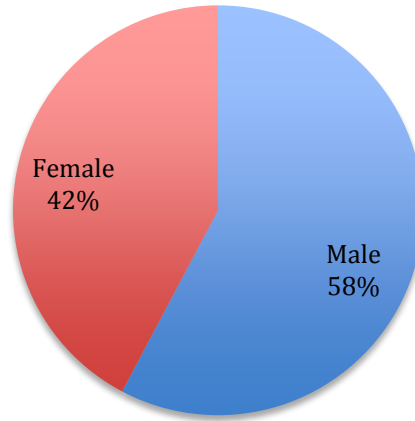


Age Demographics

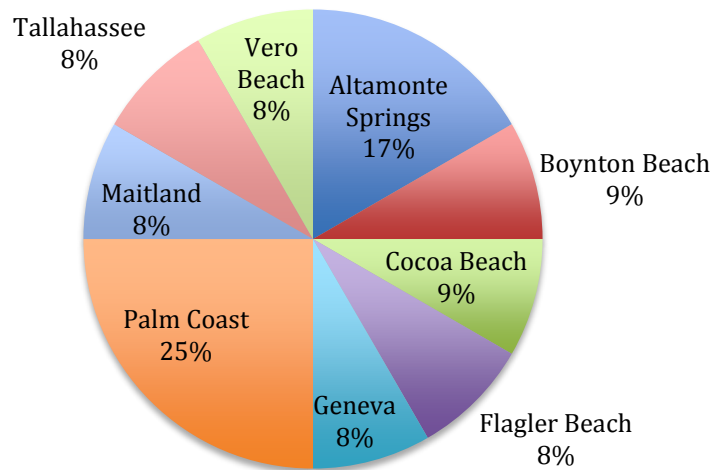


- The Table Tennis competition at the 2016 Senior Games saw 10 participants
 - 9 of the participants were male
 - 1 of the participants was female
- Of the participants:
 - 5 represented 3 different Florida cities
 - 1 of the participants represented Glen Ellyn, Illinois
- The male demographic represented all 4 of the locations
 - Altamonte Springs
 - Flagler Beach
 - Glen Ellyn, Illinois
 - Palm Coast
- The female demographic represented 1 of the 4 locations
 - Flagler Beach

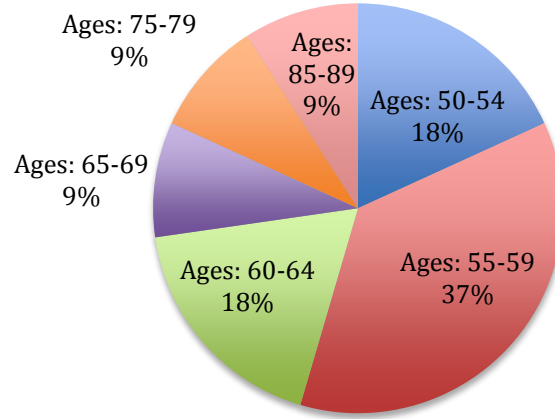
2016 Senior Games Swimming Program Participants



Cities where participants were from

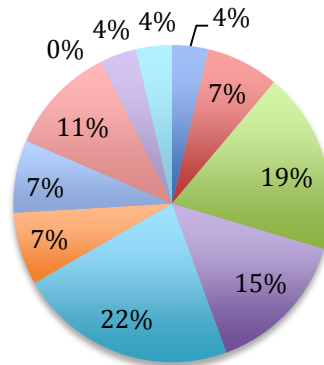


Age Demographics of Swimming Participants



Number of Participants in Each Event (Excluding Heats)

■ 500 Free ■ 50 Fly ■ 50 Back ■ 50 Breast ■ 50 Free ■ 100 IM
 ■ 100 Back ■ 100 Breast ■ 100 Free ■ 200 IM ■ 200 Breast



- The Swimming Program for the 2016 Senior Games saw 12 participants.
- 6 of the participants were male and 6 of the participants were female.
- There were citizens from 9 different cities in Florida.
- The male demographic represents 5 of the 9 cities.
 - Altamonte Springs
 - Boynton Beach
 - Flagler Beach
 - Geneva
 - Palm Coast
- The female demographic represents 6 of the 9 cities.
 - Altamonte Springs
 - Cocoa Beach
 - Maitland
 - Palm Coast
 - Tallahassee
 - Vero Beach



LEED Certification Review Report

This report contains the results of the technical review of an application for LEED® certification submitted for the specified project. LEED certification is an official recognition that a project complies with the requirements prescribed within the LEED rating systems as created and maintained by the U.S. Green Building Council® (USGBC®). The LEED certification program is administered by the Green Business Certification Inc. (GBCI®).

Palm Coast City Hall

Project ID 1000045309
Rating system & version LEED-NC v2009
Project registration date 07/22/2014



Certified (Silver)

CERTIFIED: 40-49, SILVER: 50-59, GOLD: 60-79, PLATINUM: 80+

LEED FOR NEW CONSTRUCTION & MAJOR RENOVATIONS (V2009)

ATTEMPTED: 55, DENIED: 1, PENDING: 0, AWARDED: 55 OF 110 POINTS

SUSTAINABLE SITES 10 OF 26		MATERIALS AND RESOURCES CONTINUED	
SSp1 Construction Activity Pollution Prevention	Y	MRC5 Regional Materials	2 / 2
SSc1 Site Selection	1 / 1	MRC6 Rapidly Renewable Materials	0 / 1
SSc2 Development Density and Community Connectivity	0 / 5	MRC7 Certified Wood	1 / 1
SSc3 Brownfield Redevelopment	0 / 1		
SSc4.1Alternative Transportation-Public Transportation Access	0 / 6		
SSc4.2Alternative Transportation-Bicycle Storage and Changing Room	1 / 1		
SSc4.3Alternative Transportation-Low-Emitting and Fuel-Efficient V	3 / 3		
SSc4.4Alternative Transportation-Parking Capacity	2 / 2		
SSc5.1Site Development-Protect or Restore Habitat	0 / 1		
SSc5.2Site Development-Maximize Open Space	1 / 1		
SSc6.1Stormwater Design-Quantity Control	0 / 1		
SSc6.2Stormwater Design-Quality Control	1 / 1		
SSc7.1Heat Island Effect, Non-Roof	0 / 1		
SSc7.2Heat Island Effect-Roof	1 / 1		
SSc8 Light Pollution Reduction	0 / 1		
WATER EFFICIENCY 8 OF 10		INDOOR ENVIRONMENTAL QUALITY 10 OF 15	
WEp1 Water Use Reduction-20% Reduction	Y	IEQp1 Minimum IAQ Performance	Y
WEc1 Water Efficient Landscaping	4 / 4	IEQp2 Environmental Tobacco Smoke (ETS) Control	Y
WEc2 Innovative Wastewater Technologies	0 / 2	IEQc1 Outdoor Air Delivery Monitoring	1 / 1
WEc3 Water Use Reduction	4 / 4	IEQc2 Increased Ventilation	0 / 1
		IEQc3.1Construction IAQ Mgmt Plan-During Construction	1 / 1
		IEQc3.2Construction IAQ Mgmt Plan-Before Occupancy	1 / 1
		IEQc4.1Low-Emitting Materials-Adhesives and Sealants	1 / 1
		IEQc4.2Low-Emitting Materials-Paints and Coatings	1 / 1
		IEQc4.3Low-Emitting Materials-Flooring Systems	1 / 1
		IEQc4.4Low-Emitting Materials-Composite Wood and Agrifiber Products	0 / 1
		IEQc5 Indoor Chemical and Pollutant Source Control	1 / 1
		IEQc6.1Controllability of Systems-Lighting	1 / 1
		IEQc6.2Controllability of Systems-Thermal Comfort	0 / 1
		IEQc7.1Thermal Comfort-Design	1 / 1
		IEQc7.2Thermal Comfort-Verification	1 / 1
		IEQc8.1Daylight and Views-Daylight	0 / 1
		IEQc8.2Daylight and Views-Views	0 / 1
ENERGY AND ATMOSPHERE 13 OF 35		INNOVATION IN DESIGN 6 OF 6	
EAp1 Fundamental Commissioning of the Building Energy Systems	Y	IDc1.1 Innovation in Design	0 / 1
EAp2 Minimum Energy Performance	Y	IDc1.1 Innovation in Design	1 / 1
EAp3 Fundamental Refrigerant Mgmt	Y	IDc1.2 Innovation - Reduced Mercury in Lamps	1 / 1
EAc1 Optimize Energy Performance	6 / 19	IDc1.2 Innovation in Design	0 / 1
EAc2 On-Site Renewable Energy	0 / 7	IDc1.3 Innovation in Design	0 / 1
EAc3 Enhanced Commissioning	2 / 2	IDc1.3 Green Building Education	1 / 1
EAc4 Enhanced Refrigerant Mgmt	2 / 2	IDc1.4 EQp78 Design for Active Occupants	1 / 1
EAc5 Measurement and Verification	1 / 3	IDc1.4 Innovation in Design	0 / 1
EAc6 Green Power	2 / 2	IDc1.5 Innovation in Design	0 / 1
		IDc1.5 Innovation in Design	1 / 1
		IDc2 LEED® Accredited Professional	1 / 1
MATERIALS AND RESOURCES 7 OF 14		REGIONAL PRIORITY CREDITS 1 OF 4	
MRp1 Storage and Collection of Recyclables	Y	SSc2 Development Density and Community Connectivity	0 / 1
MRC1.1Building Reuse-Maintain Existing Walls, Floors and Roof	0 / 3	SSc4.1Alternative Transportation-Public Transportation Access	0 / 1
MRC1.2Building Reuse, Maintain 50% of Interior	0 / 1	WEc2 Innovative Wastewater Technologies	0 / 1
MRC2 Construction Waste Mgmt	2 / 2	EAc1 Optimize Energy Performance	0 / 1
MRC3 Materials Reuse	0 / 2	EAc2 On-Site Renewable Energy	0 / 1
MRC4 Recycled Content	2 / 2	MRC5 Regional Materials	1 / 1

TOTAL

55 OF 110

CREDIT DETAILS



Project Information Forms

PIf1: Minimum Program Requirements

Approved

06/08/2016 **DESIGN AND CONSTRUCTION PRELIMINARY REVIEW**

The LEED Form states that the project complies with all Minimum Program Requirements. The project will comply with MPR 6: Must Commit to Sharing Whole-Building Energy and Water Usage Data via Option 1: Third Party Data Source. The project is located in Palm Coast, Florida.

It is noted that an Owner's Letter of Commitment has been provided to confirm that the unfinished spaces within the LEED project will be fit out to meet the sustainable features of the rest of the facility.

PIf2: Project Summary Details

Approved

06/08/2016 **DESIGN AND CONSTRUCTION PRELIMINARY REVIEW**

The LEED Form includes the required project summary details. There is one building in this LEED application with a total of two stories and 41,309 gross square feet.

PIf3: Occupant and Usage Data

Approved

06/08/2016 **DESIGN AND CONSTRUCTION PRELIMINARY REVIEW**

The LEED Form includes the required occupant and usage data. The project consists primarily of government office spaces. The average users value is 293, the peak users value is 318, and the FTE value is 157.

PIf4: Schedule and Overview Documents

Approved

06/08/2016 **DESIGN AND CONSTRUCTION PRELIMINARY REVIEW**

The LEED Form includes the design and construction schedule. The date of substantial completion is October 15, 2015 and the date of occupancy is October 16, 2015. The required documents have been uploaded.

Note that credits without a review comment were not selected for review and have been approved as part of the Proven Provider process.



Sustainable Sites

SSp1: Construction Activity Pollution Prevention

Awarded

SSc1: Site Selection

POSSIBLE POINTS: 1

ATTEMPTED: 1, DENIED: 0, PENDING: 0, AWARDED: 1

Awarded: 1

SSc2: Development Density and Community Connectivity

POSSIBLE POINTS: 5

Not Attempted

SSc3: Brownfield Redevelopment

POSSIBLE POINTS: 1

Not Attempted

SSc4.1: Alternative Transportation-Public Transportation Access

POSSIBLE POINTS: 6

Not Attempted

SSc4.2: Alternative Transportation-Bicycle Storage and Changing Rooms

POSSIBLE POINTS: 1

ATTEMPTED: 1, DENIED: 0, PENDING: 0, AWARDED: 1

Awarded: 1

SSc4.3: Alternative Transportation-Low-Emitting and Fuel-Efficient Vehicles

POSSIBLE POINTS: 3

ATTEMPTED: 3, DENIED: 0, PENDING: 0, AWARDED: 3

Awarded: 3

SSc4.4: Alternative Transportation-Parking Capacity

POSSIBLE POINTS: 2

ATTEMPTED: 2, DENIED: 0, PENDING: 0, AWARDED: 2

Awarded: 2

SSc5.1: Site Development-Protect or Restore Habitat

POSSIBLE POINTS: 1

Not Attempted

SSc5.2: Site Development-Maximize Open Space

POSSIBLE POINTS: 1

ATTEMPTED: 1, DENIED: 0, PENDING: 0, AWARDED: 1

Awarded: 1

SSc6.1: Stormwater Design-Quantity Control

POSSIBLE POINTS: 1

Not Attempted

SSc6.2: Stormwater Design-Quality Control

POSSIBLE POINTS: 1

ATTEMPTED: 1, DENIED: 0, PENDING: 0, AWARDED: 1

Awarded: 1

SSc7.1: Heat Island Effect, Non-Roof

POSSIBLE POINTS: 1

Not Attempted

SSc7.2: Heat Island Effect-Roof

POSSIBLE POINTS: 1

ATTEMPTED: 1, DENIED: 0, PENDING: 0, AWARDED: 1

Awarded: 1

SSc8: Light Pollution Reduction

POSSIBLE POINTS: 1

Not Attempted



Water Efficiency

WEp1: Water Use Reduction-20% Reduction

Awarded

06/08/2016 **DESIGN AND CONSTRUCTION PRELIMINARY REVIEW**

The LEED Form states that the project has reduced potable water use by 44.87%.

WEc1: Water Efficient Landscaping

Awarded: 4

POSSIBLE POINTS: 4

ATTEMPTED: 4, DENIED: 0, PENDING: 0, AWARDED: 4

WEc2: Innovative Wastewater Technologies

Not Attempted

POSSIBLE POINTS: 2

WEc3: Water Use Reduction

Awarded: 4

POSSIBLE POINTS: 4

ATTEMPTED: 4, DENIED: 0, PENDING: 0, AWARDED: 4



Energy and Atmosphere

EAp1: Fundamental Commissioning of the Building Energy Systems

Awarded

EAp2: Minimum Energy Performance

Awarded

09/22/2016 DESIGN AND CONSTRUCTION FINAL REVIEW

The LEED Form has been revised to address the issues outlined in the Preliminary Review and states that the project has achieved an energy cost savings of 22.12%. The total predicted annual energy consumption for the project is 562,495 kWh/year of electricity

06/27/2016 DESIGN AND CONSTRUCTION PRELIMINARY REVIEW

The LEED Form states that the project complies with Option 1: Whole Building Energy Simulation and has achieved an energy cost savings of 24.04%. However, to demonstrate compliance, the following comments requiring a project response (marked as Mandatory) must be addressed for the Final Review. For the remaining review comments (marked as Optional), a project response is optional.

TECHNICAL ADVICE

REVIEW COMMENTS REQUIRING A PROJECT RESPONSE (Mandatory)

1. Provide the following:

a. A narrative response to each Preliminary Review comment below.

b. A narrative describing any additional changes made to the energy models between the Preliminary and Final Review phases not addressed by the responses to the review comments. The mandatory comments are perceived to reduce the projected savings for the Proposed design. If the projected savings increase substantially in the Final submission, without implementing any optional comments that may improve performance, a narrative explanation for these results must be provided.

2. The energy savings reported for exterior lighting do not appear to be substantiated. Exterior lighting accounts for 14% of the overall energy usage for the Baseline Case, which is higher than expected. Review the Baseline and Proposed inputs for the model to confirm that they conform to ASHRAE 90.1-2007 and LEED modeling protocol. Provide sufficient information regarding the energy inputs in the Section 1.4 Tables and an accompanying narrative to justify the reported energy savings. Confirm that the Proposed Case exterior lighting reflects the actual building design and the Baseline case reflects the allowed lighting power from the ASHRAE 90.1-2007 Section 9. Ensure that no credit is taken in the Proposed Design Case for lighting reductions on non-tradable surfaces. Additionally, additional lighting power allowance cannot be claimed in the Baseline model for surfaces that are not provided with lighting in the actual design and lighting fixtures cannot be double counted for different exterior surfaces. Provide additional documentation, such as photometric plans, to confirm that no credit was claimed for surfaces that are not illuminated in the design. Report the tradable and non-tradable surface lighting power separately (in units of Watts or Kilowatts) for both the Baseline and Proposed Case in Supplemental Table 1.4 and verify that these values are appropriately reflected in the model outputs and Tables EAp2-4 and EAp2-5.

3. Table 1.4 indicates that only one system type was included in the Baseline energy models. Additional HVAC system types should be specified in the Baseline building if any of the mandatory exceptions from G3.1.1 are applicable. For this building, it appears that exception (b) would apply to some of the air conditioning systems (for example, those serving electrical rooms and IDF rooms). Revise the Baseline energy model as necessary; update Table 1.4 and the form. If additional systems are not specified in the Baseline Case, provide a narrative and calculations to verify that they are not required.

4. Based upon the information provided in IEQp1: Minimum Indoor Air Quality Performance, it appears that Demand Control Ventilation should be modeled in some spaces per Section 6.4.3.9 (e.g. 152 Council Chambers, 152B Expanded Seating Area). Confirm that the occupant density for all spaces is less than 40 people per 1,000 square feet, or verify that Demand Control Ventilation is reflected in the Baseline Case for all spaces where required.

5. Insufficient information is provided in Supplemental Table 1.4 regarding VAV fan-powered terminals. For both the Baseline and Proposed Case, indicate in Table 1.4 the fan power per cfm for the parallel fan-powered boxes, the peak air flow as a percentage of design flow, and the minimum volume setpoints as a percentage of peak design flow, and verify that the Baseline Case is modeled in accordance with Section G3.1.3.14, or make any necessary revisions to the model.

6. It is unclear whether the Proposed Case HVAC system was modeled as designed because the fan nominal hp reported in the System Entered Values reports does not match the fan power indicated in the Air Handling Unit Schedule provided in Plf4: Schedule and Overview Documents (Plf4-3 PCCH Mech Schedules — M6.101102-ro.pdf). Table G3.1.10 (b)(Proposed) requires that the model be consistent with the design documents. Update the model so that all HVAC system parameters (e.g. fan volumes, fan powers, efficiencies, heating/cooling capacities, etc.) are consistent with the design documents, update Supplemental Table 1.4 to reflect all changes made, and update the form to reflect any changes made.

7. The energy savings reported for fans do not appear to be substantiated because the Baseline and Proposed systems both have variable speed fan control, the Proposed Case fan power does not appear to be modeled per design, and there is insufficient documentation of additional measures that could be expected to lead to the 55% savings reported for the project. Review the Baseline and Proposed inputs for the model to confirm that they conform to ASHRAE 90.1-2007 and LEED modeling protocol. Provide sufficient information regarding the energy inputs in the Section 1.4 Tables and an accompanying narrative to justify the reported energy savings.

REVIEW COMMENTS THAT DO NOT REQUIRE A PROJECT RESPONSE, BUT MAY LEAD TO AN IMPROVED PERFORMANCE RATING IF ADDRESSED (Optional)

8. The Baseline and Proposed Case service water heating consumptions indicated in Tables EAp2-4 and EAp2-5 seem high based on the building type and the total water consumptions indicated in WEp1: Water Use Reduction. Additionally, the equivalent full load hours for service water heating are higher than expected for this type of building. Confirm that service water heating systems are modeled consistent with the requirements of ASHRAE 90.1-2007 Table G3.1.11. After making any necessary updates to the models, update Table 1.4.5 to report the service water heating parameters for both the Baseline and Proposed Case. If taking credit for low-flow fixtures, provide backup water heating calculations showing the fixtures consistent with those reported in WEp1, as well as estimations of the percentage hot water versus cold water flow, the delta T of the DHW system, and the anticipated hot water temperatures at the fixtures.

9. The equivalent full load hours (determined by dividing the total annual consumption by the total input power) for elevators is 8,772 hours/year. This is unexpectedly high given the anticipated schedule of operation for the project. Ensure that the models reflect the anticipated schedule of operation for the building. Refer to the ASHRAE 90.1-2007 User's Manual Table G-I for typical schedules for office occupancy. After making any necessary changes to the model, provide a narrative justifying the equivalent full load hours of operation for elevators.

REVIEW COMMENTS THAT DO NOT REQUIRE A PROJECT RESPONSE FOR THIS PROJECT, BUT SHOULD BE CONSIDERED AS EDUCATIONAL NOTES FOR FUTURE PROJECTS (Optional)

10. It does not appear that the Baseline Case has been modeled with a separate HVAC system (System Type 6) for each floor, or one system per group of thermodynamically similar floors as required by ASHRAE 90.1-2007 G3.1.1. Verify that the Baseline Case is modeled consistent with G3.1.1. Revise the model, prerequisite form, and supporting documents as required.

11. The space cooling energy consumption for both the Baseline and Proposed Cases appears to be lower than expected for a building in this climate zone. Review the Baseline inputs for the model to confirm that they conform to ASHRAE 90.1-2007 and LEED modeling protocol. Provide sufficient information regarding the energy inputs in the Section 1.4 Tables and an accompanying narrative to justify the reported energy consumption. Additionally, provide input summary reports to justify that the energy inputs correctly reflect ASHRAE 90.1-2007 and LEED modeling protocol.

EAp3: Fundamental Refrigerant Management

Awarded

EAc1: Optimize Energy Performance

Awarded: 6

POSSIBLE POINTS: 19

ATTEMPTED: 6, DENIED: 1, PENDING: 0, AWARDED: 6

09/22/2016 DESIGN AND CONSTRUCTION FINAL REVIEW

Additional documentation has been provided for EAp2: Minimum Energy Performance claiming an energy cost savings of 22.12%.

06/27/2016 DESIGN AND CONSTRUCTION PRELIMINARY REVIEW

The LEED Form states that the project has achieved an energy cost savings of 24.04%. However, to demonstrate compliance, the following must be addressed.

TECHNICAL ADVICE

1. Refer to the comments within EAp2: Minimum Energy Performance and resubmit this credit.

EAc2: On-Site Renewable Energy

POSSIBLE POINTS: 7

Not Attempted

EAc3: Enhanced Commissioning

POSSIBLE POINTS: 2

ATTEMPTED: 2, DENIED: 0, PENDING: 0, AWARDED: 2

Awarded: 2

EAc4: Enhanced Refrigerant Management

POSSIBLE POINTS: 2

ATTEMPTED: 2, DENIED: 0, PENDING: 0, AWARDED: 2

Awarded: 2

06/27/2016 DESIGN AND CONSTRUCTION PRELIMINARY REVIEW

The LEED Form states that the project selected refrigerants and HVACR systems that minimize or eliminate the emission of compounds that contribute to ozone depletion and global climate change. Additionally, all fire suppression systems in the LEED project do not use ozone-depleting substances including CFCs, HCFCs, or halons. The refrigerant impact calculation indicates that the total refrigerant impact of the LEED project is 85 per ton, which is less than the maximum allowable value of 100.

EAc5: Measurement and Verification

Awarded: 1

POSSIBLE POINTS: 3

ATTEMPTED: 1, DENIED: 0, PENDING: 0, AWARDED: 1

06/27/2016 DESIGN AND CONSTRUCTION PRELIMINARY REVIEW

The LEED Form states that the project complies with Option 3 and has committed to sharing whole-building energy and water data through the ENERGY STAR Portfolio Manager.

EAc6: Green Power

Awarded: 2

POSSIBLE POINTS: 2

ATTEMPTED: 2, DENIED: 0, PENDING: 0, AWARDED: 2

09/22/2016 DESIGN AND CONSTRUCTION FINAL REVIEW

The LEED Form states that the project has a two-year purchase agreement to procure 96.36% of electricity for this LEED project that meets the Green-e definition for renewable power using Option 1: Whole Building Energy Simulation.



Materials and Resources

MRp1: Storage and Collection of Recyclables

Awarded

MRc1.1: Building Reuse-Maintain Existing Walls, Floors and Roof

POSSIBLE POINTS: 3

Not Attempted

MRc1.2: Building Reuse, Maintain 50% of Interior

POSSIBLE POINTS: 1

Not Attempted

MRc2: Construction Waste Management

POSSIBLE POINTS: 2

ATTEMPTED: 2, DENIED: 0, PENDING: 0, AWARDED: 2

Awarded: 2

MRc3: Materials Reuse

POSSIBLE POINTS: 2

Not Attempted

MRc4: Recycled Content

POSSIBLE POINTS: 2

ATTEMPTED: 1, DENIED: 0, PENDING: 0, AWARDED: 2

Awarded: 2

06/08/2016 DESIGN AND CONSTRUCTION PRELIMINARY REVIEW

The LEED Form states that 29% of the total building materials content, by value, has been manufactured using recycled materials.

MRc5: Regional Materials

POSSIBLE POINTS: 2

ATTEMPTED: 2, DENIED: 0, PENDING: 0, AWARDED: 2

Awarded: 2

MRc6: Rapidly Renewable Materials

POSSIBLE POINTS: 1

Not Attempted

MRc7: Certified Wood

POSSIBLE POINTS: 1

ATTEMPTED: 1, DENIED: 0, PENDING: 0, AWARDED: 1

Awarded: 1



Indoor Environmental Quality

IEQp1: Minimum Indoor Air Quality Performance

Awarded

06/27/2016 **DESIGN AND CONSTRUCTION PRELIMINARY REVIEW**

The LEED Form states that the project is mechanically ventilated and that the ventilation system has met the minimum requirements of ASHRAE 62.1-2007.

IEQp2: Environmental Tobacco Smoke (ETS) Control

Awarded

IEQc1: Outdoor Air Delivery Monitoring

Awarded: 1

POSSIBLE POINTS: 1

ATTEMPTED: 1, DENIED: 0, PENDING: 0, AWARDED: 1

IEQc2: Increased Ventilation

Not Attempted

POSSIBLE POINTS: 1

IEQc3.1: Construction IAQ Management Plan-During Construction

Awarded: 1

POSSIBLE POINTS: 1

ATTEMPTED: 1, DENIED: 0, PENDING: 0, AWARDED: 1

06/08/2016 **DESIGN AND CONSTRUCTION PRELIMINARY REVIEW**

The LEED Form states that the project reduces air quality problems resulting from construction to promote the comfort and well-being of construction workers and building occupants.

IEQc3.2: Construction IAQ Management Plan-Before Occupancy

Awarded: 1

POSSIBLE POINTS: 1

ATTEMPTED: 1, DENIED: 0, PENDING: 0, AWARDED: 1

06/27/2016 **DESIGN AND CONSTRUCTION PRELIMINARY REVIEW**

The LEED Form states that an Indoor Air Quality (IAQ) Management Plan was developed and implemented and that the project complies with Option 2: IAQ Testing.

IEQc4.1: Low-Emitting Materials-Adhesives and Sealants

Awarded: 1

POSSIBLE POINTS: 1

ATTEMPTED: 1, DENIED: 0, PENDING: 0, AWARDED: 1

IEQc4.2: Low-Emitting Materials-Paints and Coatings

Awarded: 1

POSSIBLE POINTS: 1

ATTEMPTED: 1, DENIED: 0, PENDING: 0, AWARDED: 1

IEQc4.3: Low-Emitting Materials-Flooring Systems

Awarded: 1

POSSIBLE POINTS: 1

ATTEMPTED: 1, DENIED: 0, PENDING: 0, AWARDED: 1

IEQc4.4: Low-Emitting Materials-Composite Wood and Agrifiber Products

Not Attempted

POSSIBLE POINTS: 1

IEQc5: Indoor Chemical and Pollutant Source Control

Awarded: 1

POSSIBLE POINTS: 1

ATTEMPTED: 1, DENIED: 0, PENDING: 0, AWARDED: 1

IEQc6.1: Controllability of Systems-Lighting

Awarded: 1

POSSIBLE POINTS: 1

ATTEMPTED: 1, DENIED: 0, PENDING: 0, AWARDED: 1

**IEQc6.2: Controllability of Systems-
Thermal Comfort**
POSSIBLE POINTS: 1

**Not
Attempted**

IEQc7.1: Thermal Comfort-Design
POSSIBLE POINTS: 1
ATTEMPTED: 1, DENIED: 0, PENDING: 0, AWARDED: 1

Awarded: 1

IEQc7.2: Thermal Comfort-Verification
POSSIBLE POINTS: 1
ATTEMPTED: 1, DENIED: 0, PENDING: 0, AWARDED: 1

Awarded: 1

IEQc8.1: Daylight and Views-Daylight
POSSIBLE POINTS: 1

**Not
Attempted**

IEQc8.2: Daylight and Views-Views
POSSIBLE POINTS: 1

**Not
Attempted**



Innovation in Design

IDc1.1: Innovation in Design

POSSIBLE POINTS: 1

Not Attempted

IDc1.1: Innovation in Design

POSSIBLE POINTS: 1

ATTEMPTED: 1, DENIED: 0, PENDING: 0, AWARDED: 1

Awarded: 1

IDc1.2: Innovation - Reduced Mercury in Lamps

POSSIBLE POINTS: 1

ATTEMPTED: 1, DENIED: 0, PENDING: 0, AWARDED: 1

Awarded: 1

IDc1.2: Innovation in Design

POSSIBLE POINTS: 1

Not Attempted

IDc1.3: Innovation in Design

POSSIBLE POINTS: 1

Not Attempted

IDc1.3: Green Building Education

POSSIBLE POINTS: 1

ATTEMPTED: 1, DENIED: 0, PENDING: 0, AWARDED: 1

Awarded: 1

IDc1.4: EQpc78 Design for Active Occupants

POSSIBLE POINTS: 1

ATTEMPTED: 1, DENIED: 0, PENDING: 0, AWARDED: 1

Awarded: 1

06/08/2016 DESIGN AND CONSTRUCTION PRELIMINARY REVIEW

The LEED Form states that the project team has registered for Pilot Credit 78: Design for Active Occupants. The project includes at least one main stair that enables occupants to travel between the building entrance floor(s), the occupant's own destination floor and common use floors. Additionally, the project includes the following features: all regularly occupied floors are classified for re-entry; accessible staircases are visible from the corridor; there is accessibility to at least one open or interconnecting staircase to at least 50% of the tenant/occupant floors for convenient pedestrian vertical circulation; the main staircase is located to be visible from main building lobby and within 25 foot (7.5 meters) walking distance from any edge of the lobby; architectural light fixtures are installed that provide a level of lighting in the staircase(s) consistent with or better than what is provided in the building corridor; signage is in place encouraging stair use for health and other benefits at all elevator call areas, next to escalators and outside stairwells on each floor; and inviting sensory stimulation such as artwork and/or music is in place in stairwells.

The detailed floorplan; photographs depicting the magnetic door holds, signage and sensory stimulation; and lighting diagrams indicating the light level equivalent between the stair-case and main building corridor, have been provided. Additionally, the registration and survey information have been provided.

IDc1.4: Innovation in Design

POSSIBLE POINTS: 1

Not Attempted

IDc1.5: Innovation in Design

POSSIBLE POINTS: 1

Not Attempted

IDc1.5: Innovation in Design

POSSIBLE POINTS: 1

ATTEMPTED: 1, DENIED: 0, PENDING: 0, AWARDED: 1

Awarded: 1

09/22/2016 DESIGN AND CONSTRUCTION FINAL REVIEW

The LEED Form states that the project achieves exemplary performance for EAc6: Green Power. The requirement for exemplary performance is 70% and the project has documented 96.36%.

IDc2: LEED® Accredited Professional

POSSIBLE POINTS: 1

ATTEMPTED: 1, DENIED: 0, PENDING: 0, AWARDED: 1

Awarded: 1



Regional priority

MRc5: Regional Materials

POSSIBLE POINTS: 1

ATTEMPTED: 1, DENIED: , PENDING: , AWARDED: 1

TOTAL	110	55	1	0	55
-------	-----	----	---	---	----

REVIEW SUMMARY

Review	POINTS:		POINTS:		
	SUBMITTED	RETURNED	SUBMITTED	DENIED	PENDINGAWARDED

Design and Construction Preliminary	05/23/201606/27/2016	53	0	7	46
-------------------------------------	----------------------	----	---	---	----

Credit	STATUS	TYPE	POINTS: ATTEMPTED	DENIED	PENDING	AWARDED
PIf1: Minimum Program Requirements	Approved		0	0	0	0
PIf2: Project Summary Details	Approved		0	0	0	0
PIf3: Occupant and Usage Data	Approved		0	0	0	0
PIf4: Schedule and Overview Documents	Approved		0	0	0	0
SSp1: Construction Activity Pollution Prevention	Awarded	Construction	0	0	0	0
SSc1: Site Selection	Awarded	Design	1	0	0	1
SSc4.2: Alternative Transportation-Bicycle Storage and Changing Rooms	Awarded	Design	1	0	0	1
SSc4.3: Alternative Transportation-Low-Emitting and Fuel-Efficient Vehicles	Awarded	Design	3	0	0	3
SSc4.4: Alternative Transportation-Parking Capacity	Awarded	Design	2	0	0	2
SSc5.2: Site Development-Maximize Open Space	Awarded	Design	1	0	0	1
SSc6.2: Stormwater Design-Quality Control	Awarded	Design	1	0	0	1
SSc7.2: Heat Island Effect-Roof	Awarded	Design	1	0	0	1
WEp1: Water Use Reduction-20% Reduction	Awarded	Design	0	0	0	0
WEc1: Water Efficient Landscaping	Awarded	Design	4	0	0	4
WEc3: Water Use Reduction	Awarded	Design	4	0	0	4
EAp1: Fundamental Commissioning of the Building Energy Systems	Awarded	Construction	0	0	0	0
EAp2: Minimum Energy Performance	Pending	Design	0	0	0	0
EAp3: Fundamental Refrigerant Management	Awarded	Design	0	0	0	0
EAc1: Optimize Energy Performance	Pending	Design	8	0	7	0
EAc3: Enhanced Commissioning	Awarded	Construction	2	0	0	2
EAc4: Enhanced Refrigerant Management	Awarded	Design	2	0	0	2
EAc5: Measurement and Verification	Awarded	Construction	1	0	0	1
MRp1: Storage and Collection of Recyclables	Awarded	Design	0	0	0	0
MRc2: Construction Waste Management	Awarded	Construction	2	0	0	2
MRc4: Recycled Content	Awarded	Construction	1	0	0	2
MRc5: Regional Materials	Awarded	Construction	3	0	0	3
MRc7: Certified Wood	Awarded	Construction	1	0	0	1
IEQp1: Minimum Indoor Air Quality Performance	Awarded	Design	0	0	0	0
IEQp2: Environmental Tobacco Smoke (ETS) Control	Awarded	Design	0	0	0	0
IEQc1: Outdoor Air Delivery Monitoring	Awarded	Design	1	0	0	1

IEQc3.1: Construction IAQ Management Plan-During Construction	Awarded	Construction	1	0	0	1
IEQc3.2: Construction IAQ Management Plan-Before Occupancy	Awarded	Construction	1	0	0	1
IEQc4.1: Low-Emitting Materials-Adhesives and Sealants	Awarded	Construction	1	0	0	1
IEQc4.2: Low-Emitting Materials-Paints and Coatings	Awarded	Construction	1	0	0	1
IEQc4.3: Low-Emitting Materials-Flooring Systems	Awarded	Construction	1	0	0	1
IEQc5: Indoor Chemical and Pollutant Source Control	Awarded	Design	1	0	0	1
IEQc6.1: Controllability of Systems-Lighting	Awarded	Design	1	0	0	1
IEQc7.1: Thermal Comfort-Design	Awarded	Design	1	0	0	1
IEQc7.2: Thermal Comfort-Verification	Awarded	Design	1	0	0	1
IDc1.1: Innovation in Design	Awarded	Construction	1	0	0	1
IDc1.2: Innovation - Reduced Mercury in Lamps	Awarded	Design	1	0	0	1
IDc1.3: Green Building Education	Awarded	Construction	1	0	0	1
IDc1.4: EQpc78 Design for Active Occupants	Awarded	Design	1	0	0	1
IDc2: LEED® Accredited Professional	Awarded	Construction	1	0	0	1

Design and Construction Final	09/09/201609/22/2016	10	1	0	9
--------------------------------------	-----------------------------	-----------	----------	----------	----------

Credit	STATUS	TYPE	POINTS: ATTEMPTED	DENIED	PENDING	AWARDED
EAp2: Minimum Energy Performance	Awarded	Design	0	0	0	0
EAc1: Optimize Energy Performance	Awarded	Design	7	1	0	6
EAc6: Green Power	Awarded	Construction	2	0	0	2
IDc1.5: Innovation in Design	Awarded	Construction	1	0	0	1