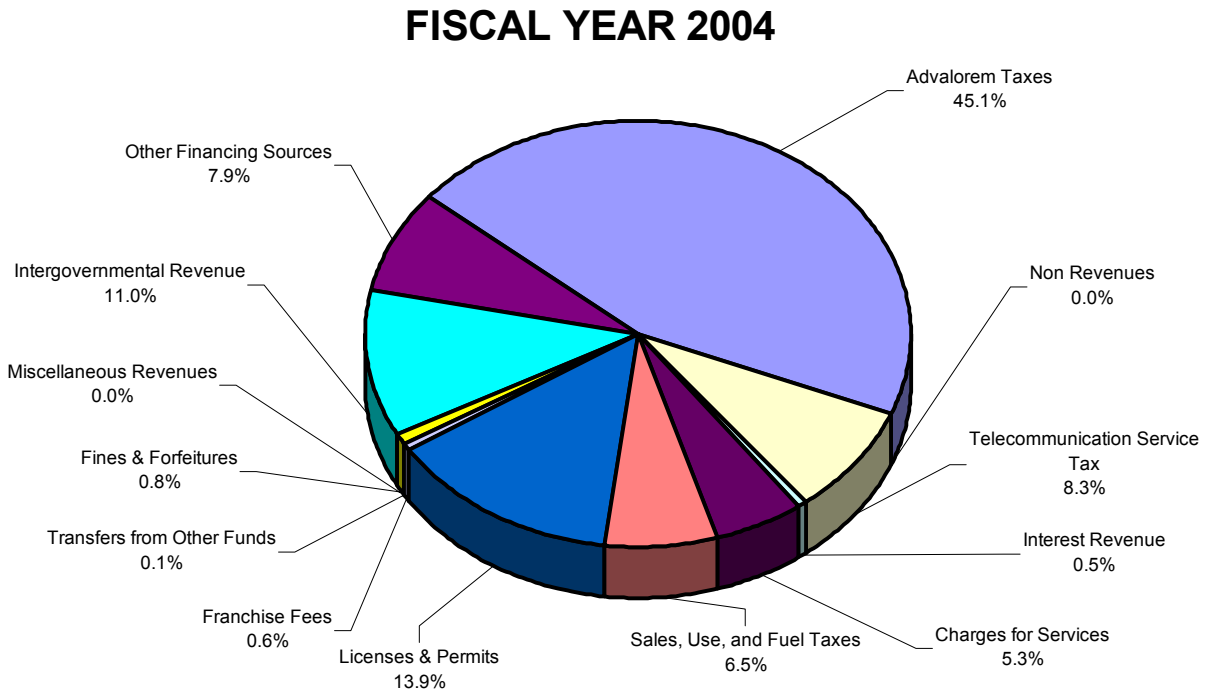
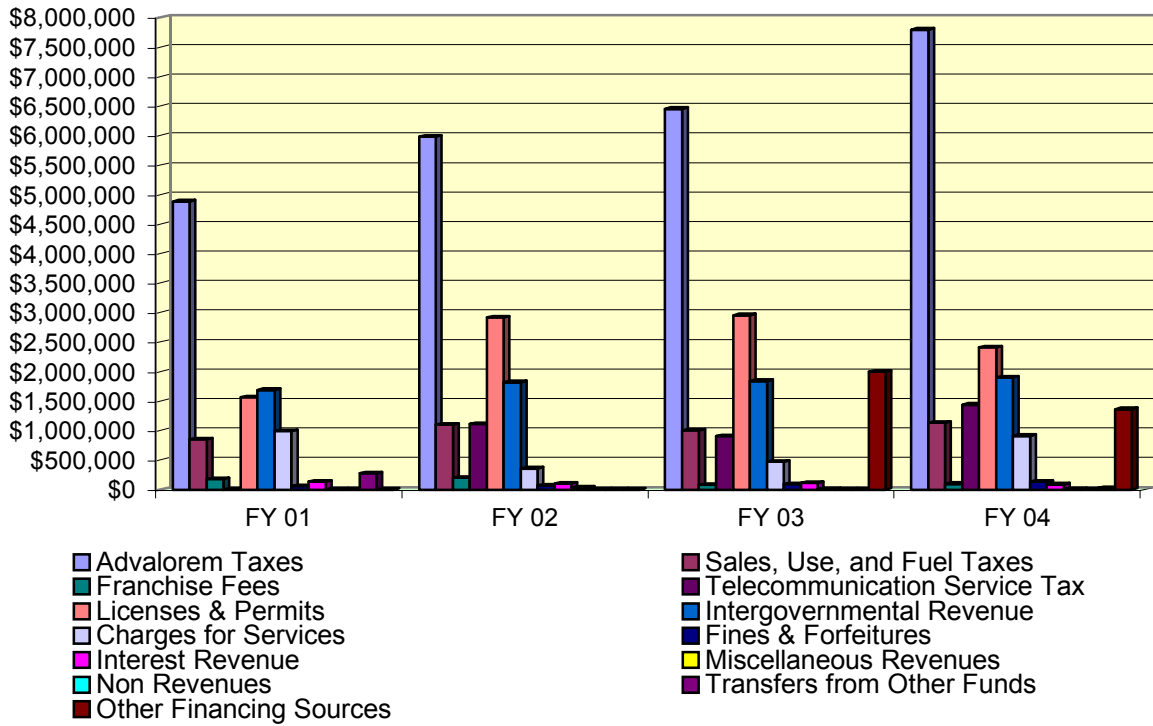


GENERAL FUND REVENUES BY SOURCE

SOURCE	Actual FY 01	Actual FY 02	Estimated FY 03	Proposed FY 04
Advalorem Taxes	\$ 4,882,939	\$ 5,981,827	\$ 6,453,500	\$ 7,795,100
Sales, Use, and Fuel Taxes	846,867	1,098,839	1,000,000	1,128,600
Franchise Fees	174,310	203,115	78,000	97,000
Telecommunication Service Tax	-	1,107,968	900,000	1,440,000
Licenses & Permits	1,566,110	2,917,621	2,955,400	2,409,908
Intergovernmental Revenue	1,688,832	1,818,990	1,840,000	1,896,200
Charges for Services	987,529	357,970	468,800	910,309
Fines & Forfeitures	60,920	71,297	94,200	130,800
Interest Revenue	138,026	98,297	109,500	85,300
Miscellaneous Revenues	-	33,268	4,900	5,000
Non Revenues	-	-	-	-
Transfers from Other Funds	278,231	-	-	24,500
Other Financing Sources	-	-	1,994,600	1,364,615
TOTAL	\$ 10,623,764	\$ 13,689,192	\$ 15,898,900	\$ 17,287,332



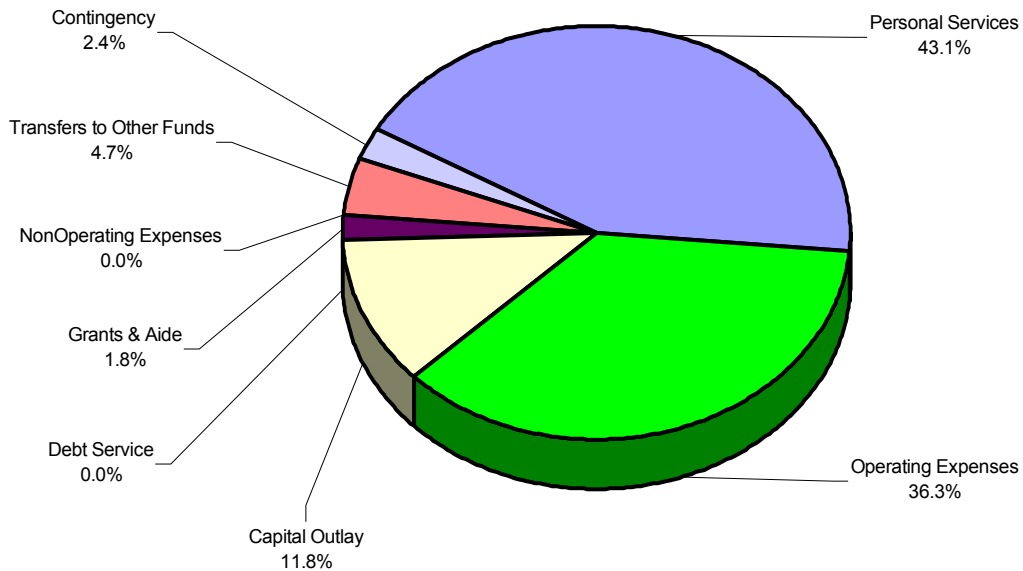
GENERAL FUND REVENUES BY SOURCE



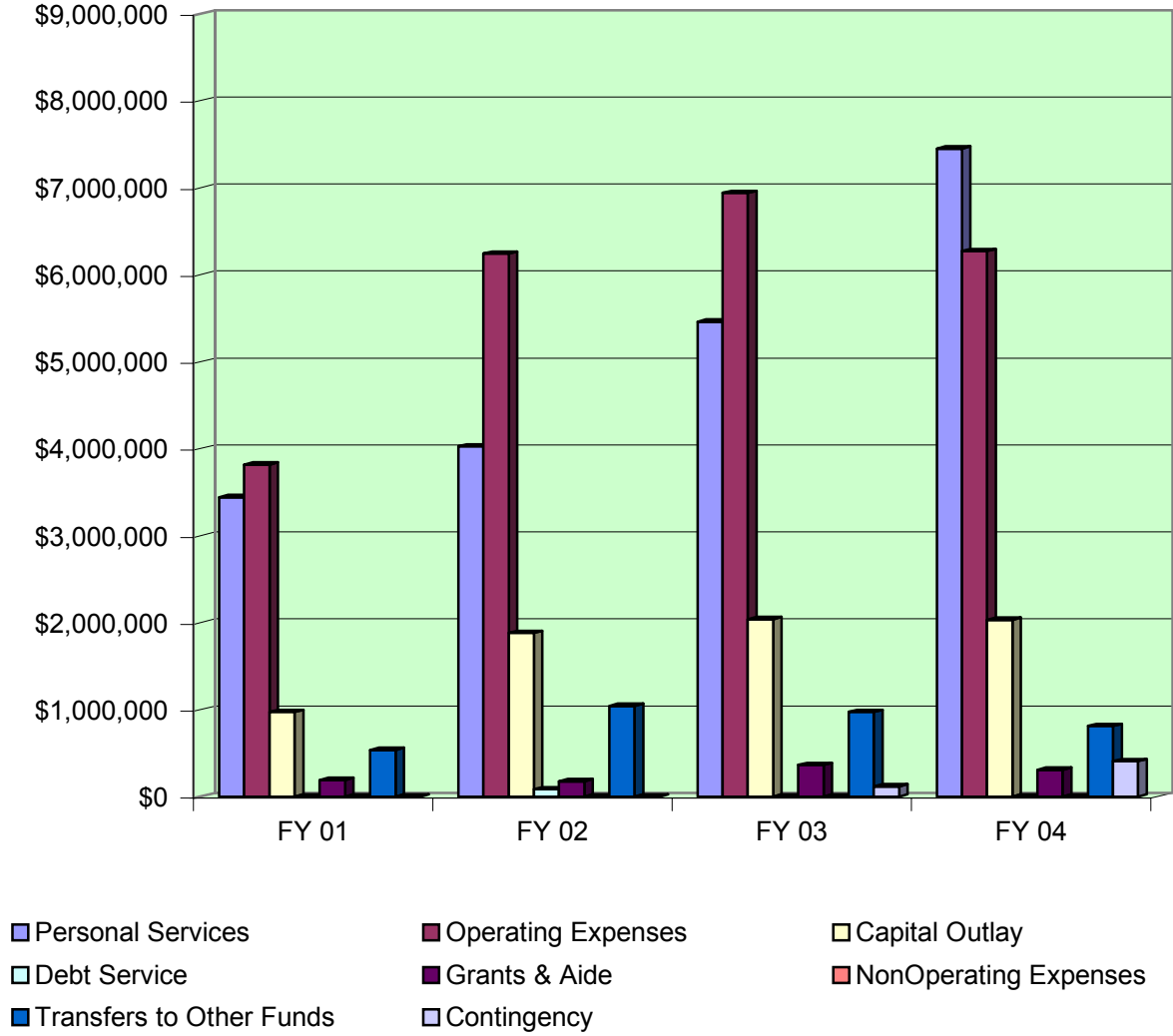
GENERAL FUND EXPENDITURES BY CATEGORY

CATEGORY	Actual FY 01	Actual FY 02	Estimated FY 03	Proposed FY 04
Personal Services	\$ 3,442,299	\$ 4,025,055	\$ 5,460,184	\$ 7,450,130
Operating Expenses	3,817,601	6,242,790	6,938,790	6,272,562
Capital Outlay	973,934	1,885,446	2,041,467	2,032,660
Debt Service	-	85,250	-	-
Grants & Aide	191,973	175,883	365,700	309,000
NonOperating Expenses	-	-	-	-
Transfers to Other Funds	537,913	1,043,185	974,330	812,980
Contingency	-	-	118,429	410,000
TOTAL	\$ 8,963,720	\$ 13,457,609	\$ 15,898,900	\$ 17,287,332

FISCAL YEAR 2004



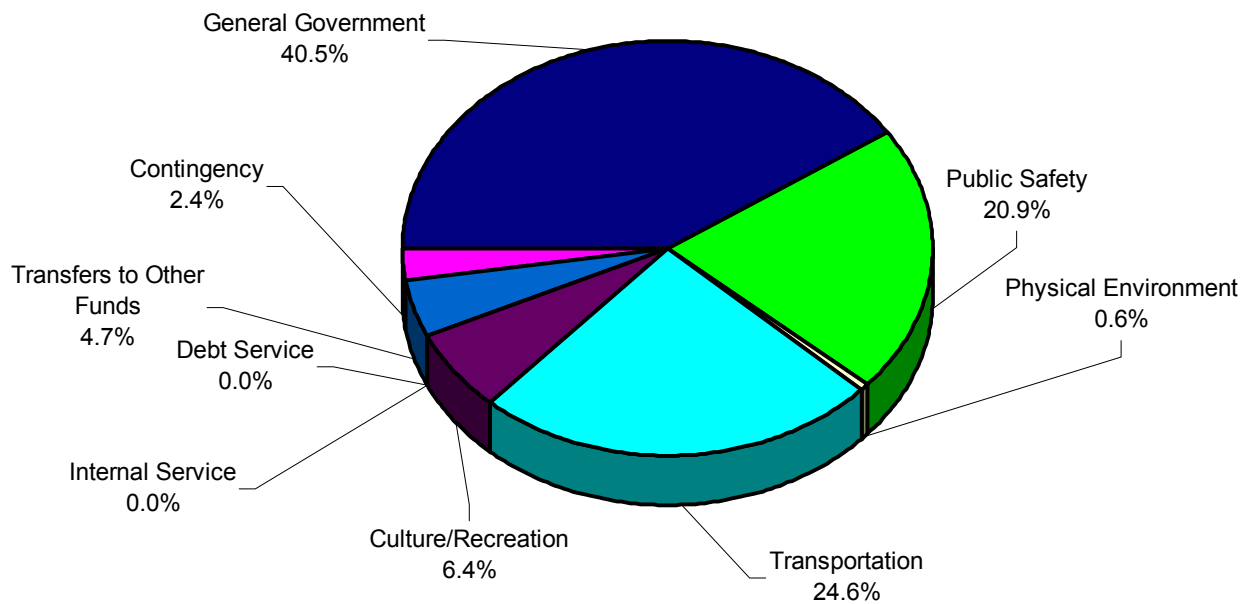
GENERAL FUND EXPENDITURES BY CATEGORY



GENERAL FUND EXPENDITURES BY FUNCTION

FUNCTION	Actual FY 01	Actual FY 02	Estimated FY 03	Proposed FY 04
General Government	\$ 4,133,403	\$ 4,923,721	\$ 6,124,162	\$ 6,996,359
Public Safety	2,167,932	2,292,141	2,973,647	3,615,750
Physical Environment	105,121	23,385	79,302	96,530
Transportation	1,583,627	4,595,026	5,013,337	4,251,823
Culture/Recreation	435,724	494,901	615,693	1,103,890
Internal Service	-	-	-	-
Debt Service	-	85,250	-	-
Transfers to Other Funds	537,913	1,043,185	974,330	812,980
Contingency	-	-	118,429	410,000
TOTAL	\$ 8,963,720	\$ 13,457,609	\$ 15,898,900	\$ 17,287,332

FISCAL YEAR 2004



GENERAL FUND EXPENDITURES BY FUNCTION

