



Consolidated Annual Performance and Evaluation Report (CAPER)

**FFY 2016
(October 1, 2016 to September 30, 2017)**

Submitted To:

US Department of Housing and Urban Development (HUD)



Executive Summary

In accordance with the Federal regulations found in 24 CFR Part 570, the City of Palm Coast, Florida has prepared this Consolidated Annual Performance and Evaluation Report (CAPER) for the period of October 1, 2016 to September 30, 2017. The purpose of the CAPER is to describe the activities undertaken during this time period using funding from the U.S. Department of Housing and Urban Development (HUD), Community Development Block Grant Program (CDBG). This document provides information on expenditures of the CDBG funds received by the City through HUD. Additionally, this report provides an update on the City's progress in implementing the CDBG programs and activities identified in the Consolidated and Annual Action Plan.

The projects/activities and the accomplishments which are described in the CAPER, principally benefit low- and moderate-income persons and the funding has been targeted to neighborhoods where there is the highest percentage of low- and moderate income residents in the City of Palm Coast. The following is the overall program narrative based on the Five Year Consolidated Plan and Annual Action Plans, as amended.

Federal Fiscal Year (FFY) 2016 is the final year of the City's initial 5-year Consolidated Action Plan (CAP) 2012-2016. In 2016-2017, the City completed the design for a 1.4 mile segment of the Seminole Woods neighborhood multi-purpose path (at this time the City is waiting for a permit from the Army Corps of Engineers in order to begin construction). The final phase of 1.5 miles along Sesame Blvd. is currently under design. It is expected that this project will be permitted, constructed, and completed in the upcoming fiscal year.

In addition to the Sesame Blvd. Multi-Use Path project, the City used \$10,000 in CDBG funds to assist 28 students from low-moderate income families to attend the City's summer camp program and thus far, 63 low-moderate income persons to access health care services through the Flagler County Free Clinic.

Finally, \$264,000 in CDBG funds were used to complete the rehabilitation of 11 owner-occupied single-family homes.

In FFY 2016, the City received CDBG Entitlement Funds in the amount of \$474,932. The City does not receive HOME, HOPWA, or ESG funds.

Regulatory Caps and Set-Asides

CDBG regulations require that no more than 20% of allocated funds and program income are spent on planning and administration activities. The chart below shows the City's compliance with this requirement.

Administrative Cap Allowance of 20%

FFY 2016 CDBG Entitlement Funds	\$474,932
---------------------------------	-----------



Administrative Budgeted in FFY 2016 Action Plan is \$25,000 (5.2% of 2016 Allocation) with \$25,000 from FFY 2015 allocation and \$25,000 for completion of Analysis of Impediments to Fair Housing (2014 allocation)	\$25,000
Actual Program Administrative Expenditures	\$52,138.96

CDBG regulations limit public service activities to 15% of allocated funds and program income. The chart below shows the City's compliance with this requirement.

Public Service Cap Allowance of 15%

FFY 2016 CDBG Entitlement Funds	\$474,932
Public Service Activity Budget in FFY 2016 Action Plan is \$35,000 (7.4% of Allocation)	\$35,000
Actual Public Service Activity Expenditures	\$35,000

Summary of Priority Goals and Expenditure

The City of Palm Coast's 2012-2016 Five Year Consolidated Plan established the following objectives to be addressed using the available CDBG funds.

For Decent Housing:

- **Encourage Home Ownership and Reinvestment** by providing financial assistance programs for home repairs to retain the affordable housing stock.

For Suitable Living Environment:

- **Invest in Capital Projects** that improve the safety and livability of neighborhoods.
- **Expand Availability of Public Service** by expanding access to public service programs.

Additionally, the City budgeted CDBG funds for **Planning, Administration, and Monitoring** of CDBG Activities.

The following chart illustrates the budget and expenditures for the strategies during the FFY 2016 reporting period:

Available CDBG Funds	
Previous Program Years	\$608,301.12
Current Program Year (2016)	\$474,932.00
TOTAL Amount Available	\$1,083,233.12
FFY 2016 Expenditures	
Infrastructure (Seminole Woods Multi-purpose path)	\$0.00
Owner-Occupied Housing Rehabilitation Assistance (11 units)	\$264,082.00



Public Service (Summer Camp Program) (28 persons)	\$10,000.00
Public Service (Flagler County Free Clinic)	\$25,000.00
Planning and Administration (Completion of Analysis of Impediments to Fair Housing)	\$20,363.94
Planning and Administration (including administration and monitoring of Housing Rehabilitation program)	\$52,138.96
TOTAL Expenditures	\$371,584.90
TOTAL Unexpended Amount (See following table for update on unexpended funds).	\$711,648.22

The table below provides an update on the status of unexpended CDBG funds.

Status of Unexpended CDBG Funds	
Total Unexpended Amount End of FFY 2016	\$711,648.22
Seminole Woods Neighborhood Multi-use Path (Sesame Blvd./Citation Blvd. Section Under Design) – 3.3 miles	\$531,212.00
Owner-Occupied Housing Rehabilitation Assistance (Pending Contracts)	\$172,765.00
Administration of Housing Rehabilitation Program	\$7,671.22

Summary of Accomplishments

Objectives	Policies	Activities	Program Year Accomplishments	Previous Program Year Accomplishments	5-Year Program Goals (FFY 2012-2016)
Decent Housing	Encourage Home Ownership and Reinvestment	Owner-Occupied Housing Rehabilitation Assistance	11	12	15
Suitable Living Environment	Invest in Capital Projects that improve the safety and livability of neighborhoods	Infrastructure (Seminole Woods Multi Use Path)	0 miles	3.7 miles	7.0 miles
	Expand availability of public service	Summer Camp Stipends	28	68	60*
	Expand availability of public service	Flagler County Free Clinic	63**	N/A	N/A

*4-year goal (Summer Camp Stipends did not become a CDBG activity until 2013)

**FFY 2016 is the first year that Flagler County Free Clinic received CDBG funds.



Narrative Statement on Overall Program

A. Assessment of Five-Year Goals and Objectives

The City of Palm Coast's 2012-2016 Five Year Consolidated Plan established the following objectives to be addressed using the available CDBG funds.

For Decent Housing:

- **Encourage Home Ownership and Reinvestment** by providing financial assistance programs for home repairs to retain the affordable housing stock.

For Suitable Living Environment:

- **Invest in Capital Projects** that improve the safety and livability of neighborhoods.
- **Expand Availability of Public Service** by expanding access to public service programs.

Additionally, the City budgeted CDBG funds for **Planning, Administration, and Monitoring** of CDBG Activities.

Objective: Decent Housing

To address the objective of providing decent housing, the City provides financial assistance program to assist homeowners with housing rehabilitation using CDBG funds. Housing Rehabilitation activity is part of Priority #1 "Provide for Neighborhood Stabilization, Revitalization & Redevelopment" as identified in the Consolidated Plan. The City used \$264,082.00 in CDBG funds to rehabilitate 11 owner-occupied homes. The total includes the administration and monitoring cost of the activity.

In addition to CDBG funds, the City has a joint housing program with Flagler County to administer and manage the State Housing Initiatives Partnership (SHIP) program funds. Based on the 2016/17 interim report, the SHIP program provided assistance to 40 households totaling \$318,007.08. A majority of the households, 30, received assistance for disaster repair/mitigation for an average amount of about \$3,100.

In addition to the expended amount, an additional \$196,198.67 have been encumbered to assist 22 additional households. The SHIP funds are used for the following activities: purchase assistance, housing rehabilitation, and disaster repair/mitigation.



Objective: Suitable Living Environment

To address the objective of providing a suitable living environment, the City has identified infrastructure improvements in a low-moderate income area. The infrastructure project to construct approximately 7 miles of multi-purpose paths in the Seminole Woods neighborhood is consistent with the City's first priority to "Provide for Neighborhood Stabilization, Revitalization & Redevelopment" as identified in the Consolidated Plan.

In FFY 2016, the City completed design on 1.4 miles segment of Seminole Woods Blvd. Multi-use Path. The City is awaiting a permit from the Army Corps of Engineers to begin construction. Finally, design is underway for the final 1.4 mile segment of the project.

Another activity to address the objective of creating a suitable living environment is the availability of stipends for qualified students from low/moderate income households to attend the City's summer camp program. CDBG funds totaling \$10,000 were expended in FFY 2016 to assist 28 students.

In FFY 2016, the City Council dedicated \$25,000 to the Flagler County Free Clinic. The Free Clinic provides medical/dental care and services to persons who are 200% below the poverty limit. Thus far within FFY 2016, 63 persons have been assisted due to the availability of CDBG funds. Additional persons will be assisted in the coming year.

B. Furthering Fair Housing

In program year 2016, the City conducted the following activities to further fair housing in the City:

- CDBG Applicant Workshop with Fair Housing Training
- Fair Housing and Home Buying Workshop
- Participation in the Flagler County Association of Realtors program to encourage homeownership
- Completed the Analysis of Impediments to Fair Housing study in anticipation of completing the new 5-year Consolidated Action Plan (2017-2021).

C. Affordable Housing

The City uses CDBG funds to assist home owners with repairs to bring housing units up to current code requirements or to maintain the affordable housing stock. These funds are available for use Citywide. The City used \$264,082.00 (including activity administration and monitoring) in CDBG funds to rehabilitate 11 owner-occupied homes. The program beneficiaries' income and race/ethnic background are provided below.



CDBG Beneficiary Household Income

Household Income Category	Number of Units
Extremely Low Income (<30%)	2
Low Income (<50%)	5
Moderate Income (<80%)	4
TOTAL	11

CDBG Beneficiary Race/Ethnic Background

Race/Ethnic (Head of Household)	Number	Hispanic
White	11	0
Black/African-American	--	--
Other	--	--
No Response	--	--
TOTAL	11	0

D. Public Service

In addition to Housing activities, the City utilizes CDBG funds to assist qualified students to attend the City's summer camp program. The summer camp is held at the City's Community Center and is open to all K-8 students. The funding stipend is made available to all students from low/moderate income households. The program beneficiaries for FFY 2016 are as follows:

CDBG Beneficiary Household Income

Household Income Category	Number
Extremely Low Income (<30%)	15
Low Income (<50%)	10
Moderate Income (<80%)	3
TOTAL	28



CDBG Beneficiary Race/Ethnic Background

Race/Ethnic	Number	Hispanic
White	15	7
Black/African-American	7	1
Other	6	3
No Response	1	--
TOTAL	28	11

FLAGLER FREE CLINIC RESULTS

The following tables provide a demographic breakdown of the persons assisted by the Flagler County Free Clinic with the use of CDBG funds.

CDBG Beneficiary Household Income

Household Income Category	Number
Extremely Low Income (<30%)	63
Low Income (<50%)	0
Moderate Income (<80%)	0
TOTAL	63

CDBG Beneficiary Race/Ethnic Background

Race/Ethnic	Number	Hispanic
White	60	11
Black/African-American	3	
Other		
No Response		
TOTAL	63	11

E. Continuum of Care Narrative

The Volusia/Flagler County Coalition for the Homeless (The Coalition) has the primary responsibility for providing leadership in the Continuum of Care planning process to



identify homeless and homeless prevention priorities for the Flagler-Volusia County area. As the lead agency, the Coalition has the following responsibilities:

- Apply For, Administer and Coordinate CoC, and Basic Needs Funds,
- Operate the Homeless Information Management System (HMIS) Database,
- Meet Federal and State CoC Requirements,
- Lead and CoC Planning Process,
- Educated the Community, and
- Advocate for the Homeless

As stated in the Consolidated Plan, the City recognizes the conclusions and recommendations provided in the Coalition’s report titled: **Come Home: A Roadmap to End Homelessness in Volusia and Flagler Counties**. This document which serves as a roadmap to ending homelessness in the Volusia-Flagler County areas establishes goals and outcomes as a “means to effect change and end homelessness”.

It is the City’s strategy to identify actions to complement the allocation priorities established within the Coalition’s report. The City’s plan to address homeless needs through other priorities is necessitated by recognition of the following: limited funds are available to the City through the CDBG program to address all the needs in the City, the City’s limited capacity to provide social services, however, the City recognizes that there are local agencies and services available, which will be used as a resource to address homeless needs, and finally, a recognition that there are limited homeless persons in the City and that the most effective way to address homelessness in the City is to assist households from becoming homeless.

Prevention or assisting households from becoming homeless is consistent with strategies and programs addressed in this Consolidated Action Plan such as funding to assist low-moderate income households with home repair, expanding public services such as the City’s existing business counseling program to promote the creation of employment opportunities (especially microenterprises), and providing for public facilities and infrastructure that assists whole neighborhoods to maintain a desirability and livability condition that encourages additional new investment from the community.

F. Other Actions

State Housing Initiatives Partnership

In addition to CDBG funds, the City has a joint housing program with Flagler County to administer and manage the State Housing Initiatives Partnership (SHIP) program funds. Based on the 2016/17 interim report, the SHIP program provided assistance to 40 households totaling \$318,007.08. A majority of the households, 30, received assistance for disaster repair/mitigation for an average amount of about \$3,100.



In addition to the expended amount, an additional \$196,198.67 have been encumbered to assist 22 additional households. The SHIP funds are used for the following activities: purchase assistance, housing rehabilitation, and disaster repair/mitigation.

G. Leveraging Resources and Resources Made Available

City In-Kind Services

The City's main strategy in leveraging available CDBG funding is to provide in-kind services or the use of in-house staff to complete project tasks. City staff will typically complete planning, design, and construction services as part of an infrastructure project. Consistent with previous City activities, the Construction Management and Engineering Services Division will continue designing the final phase of the Seminole Woods Multi-use Path, as well as complete the permitting process. Additionally, the City's Senior Environmental Planner coordinates the completion of the environmental review and the necessary environmental permitting for the Seminole Woods multi-use path. The construction of the Seminole Woods Multi-use Path will be carried out by the City's Public Works Dept.

The housing program is administered and managed by the Community Development Department with the assistance of a consulting firm, Guardian Community Resources Management.

Along with administering the housing program, the Community Development Department completes the necessary planning documents for the CDBG program including: the Consolidated Action Plan, the Annual Action Plan, the Consolidated Annual Performance and Evaluation Report (CAPER), and the Citizens Participation Plan as well as any updates to the documents named above.

The City's strategy to use in-house talent to complete tasks related to the CDBG program allows the CDBG dollars to be used directly for the delivery of projects and stretches the availability of CDBG dollars to the community.

H. Citizen Comments

The CAPER was available for public comment for 15 days from November 16, 2017 to November 30, 2017. No comments were received.

I. Self-Evaluation

For FFY 2016 the City continues to make significant progress on the completion of the Seminole Woods neighborhood multi-purpose path. In addition to the infrastructure activities, the City's summer camp program continues to benefit low-moderate income students and showed a significant increase in participation this past year. Finally, the housing rehabilitation program will continue to be available for qualified home owners.



As previously stated, the Citizens Advisory Task Force (CATF), discussed at the public hearing a need to expand housing rehabilitation activities and allocate more CDBG funds for such activities. It is anticipated that with the completion of the Seminole Woods Multi-use Path project in the coming year, more funds will potentially be available for housing activities.

Narrative Statement on CDBG Entitlement Program Funds

A. Relationship of Expenditures to Priority Needs

CDBG entitlement communities are required annually to prepare a narrative statement addressing how CDBG funds were used to address the goals, strategies, and priorities, identified in the Consolidated Plan.

In FFY 2016, the City received CDBG Entitlement Funds in the amount of \$474,932. The available funds were distributed for various qualified CDBG activities as follows:

Activity	CDBG Budget Amount
Owner-Occupied Housing Rehabilitation Assistance	\$164,932
Infrastructure (Seminole Woods Multi Use Path)	\$250,000
Public Service – Recreational Scholarships (<15%)	\$35,000
Planning and Administration (<20%)	\$25,000
TOTAL	\$474,932

Consistent with CDBG program rules, the City allocated less than fifteen percent (15%) of the CDBG allocation on public services and less than twenty percent (20%) for planning and administrative activities.

According to the Integrated Disbursement and Information System (IDIS) PR26 Financial Summary Report, City of Palm Coast used \$319,445.94 of CDBG funds on activities that directly benefit low-moderate income area and low-moderate income households. Again, these activities assisted in the rehabilitation of 11 owner-occupied single-family homes, and 28 low-moderate income students to attend the City’s summer camp programs. In FFY 2016, the Flagler County Free Clinic provided medical care to an additional 63 persons with the use of CDBG funds.

As stated in the City’s Consolidated Action Plan, Priority #1 is to *provide for neighborhood stabilization, revitalization, and redevelopment through investment of capital projects such as sidewalks, parks, or other infrastructure*, and to meet the demands of the City’s changing demographics by expanding access to public services such as recreational programs and medical care.

B. Extent of Low- and Moderate-Income Benefit



As previously stated CDBG funds totaling \$319,445.94 were expended in FFY 2016 to benefit low-moderate income areas and low-moderate income households.

C. Amendments and Other Program Changes

In FFY 2016, the City completed an Analysis of Impediments to Fair Housing (AI) Study. The findings of the study were crucial in the providing data and analysis for the recently completed 5-year Consolidated Action Plan for FFY 2017-2021.

D. Completion of Planned Actions

The City intends to move forward with the final phases of the Seminole Woods Multi-Use path project. The City also intends to accept applications for the owner-occupied housing rehabilitation program. Finally, the City will offer stipends for the summer camp program.

E. Funds Not Used Exclusively for CDBG National Objectives

All CDBG funds were allocated to activities and projects that addressed one or more of the CDBG national objectives.

F. Activities That Involve Acquisition, Rehabilitation, or Demolition of Occupied Real Property.

The City did not undertake any activities that displaced households, businesses, farms, or nonprofit organizations.

G. Economic Development Activities Undertaken Where Jobs Were Made Available to Low- or Moderate- Income Persons But Were Not Taken By Them.

The City did not undertake any activities that created jobs intended for low- or moderate income persons.

H. Activities which serve a limited clientele not falling within one of the categories of presumed limited clientele.

The City's housing activity and public service activity (Summer Camp stipends) serve a limited clientele of City of Palm Coast residents who meet the low-moderate income threshold for CDBG programs.

I. Activities that Generated Program Income to Revolving Funds.

The City did not undertake any activities that generated program income to revolving funds.

J. Rehabilitation Programs and Accomplishments

\$264,082 of CDBG funds were used to assist 11 households complete rehabilitation work on owner-occupied single family homes.



K. Neighborhood Revitalization Strategy Area

The City of Palm Coast CDBG program does not have an identified Neighborhood Revitalization Strategy Area.



IDIS REPORTS

&

PUBLIC NOTICES



U.S. Department of Housing and Urban Development
 Office of Community Planning and Development
 Integrated Disbursement and Information System
 CDBG Activity Summary Report (GPR) for Program Year 2016
 PALM COAST

Date: 13-Nov-2017
 Time: 9:18
 Page: 1

PGM Year: 2014
Project: 0001 - Infrastructure Improvement
IDIS Activity: 12 - Seminole Woods Multi-Use Path Project

Status: Open
Location: 10000 Seminole Woods Blvd. Palm Coast, FL 32164

Objective: Create suitable living environments
Outcome: Availability/accessibility
Matrix Code: Sidewalks (03L)

National Objective: LMA

Initial Funding Date: 05/29/2015

Description:

This is a multi-phase activity to construct sidewalksmulti-use path in the Seminole Woods Neighborhood. At completion, the project will add a total of 8.3 miles of sidewalksmulti-use paths in the neighborhood.

Financing

	Fund Type	Grant Year	Grant	Funded Amount	Drawn In Program Year	Drawn Thru Program Year
CDBG	EN	Pre-2015		\$250,000.00	\$0.00	\$0.00
		2013	B13MC120060		\$0.00	\$218,788.42
Total	Total			\$250,000.00	\$0.00	\$218,788.42

Proposed Accomplishments

People (General) : 1,000
 Total Population in Service Area: 5,550
 Census Tract Percent Low / Mod: 56.94

Annual Accomplishments

No data returned for this view. This might be because the applied filter excludes all data.



U.S. Department of Housing and Urban Development
 Office of Community Planning and Development
 Integrated Disbursement and Information System
 CDBG Activity Summary Report (GPR) for Program Year 2016
 PALM COAST

Date: 13-Nov-2017
 Time: 9:18
 Page: 2

PGM Year: 2014
Project: 0004 - General Program Administration
IDIS Activity: 14 - Program Administration and Monitoring

Status: Completed 3/31/2017 12:00:00 AM
Location: ,

Objective:
Outcome:
Matrix Code: General Program Administration (21A) **National Objective:**

Initial Funding Date: 05/29/2015

Description:

Funds will be used for program activities such as advertisements for public notices, training, & monitoring of CDBG activities.

Financing


	Fund Type	Grant Year	Grant	Funded Amount	Drawn In Program Year	Drawn Thru Program Year
CDBG	EN	Pre-2015		\$41,732.20	\$0.00	\$0.00
		2014	B14MC120060		\$5,139.23	\$41,732.20
Total	Total			\$41,732.20	\$5,139.23	\$41,732.20

Proposed Accomplishments

Actual Accomplishments

Number assisted:

	Owner		Renter		Total		Person	
	Total	Hispanic	Total	Hispanic	Total	Hispanic	Total	Hispanic
White:					0	0		
Black/African American:					0	0		
Asian:					0	0		
American Indian/Alaskan Native:					0	0		
Native Hawaiian/Other Pacific Islander:					0	0		
American Indian/Alaskan Native & White:					0	0		
Asian White:					0	0		
Black/African American & White:					0	0		
American Indian/Alaskan Native & Black/African American:					0	0		
Other multi-racial:					0	0		
Asian/Pacific Islander:					0	0		
Hispanic:					0	0		
Total:	0	0	0	0	0	0	0	0
Female-headed Households:					0			



U.S. Department of Housing and Urban Development
Office of Community Planning and Development
Integrated Disbursement and Information System
CDBG Activity Summary Report (GPR) for Program Year 2016
PALM COAST

Date: 13-Nov-2017

Time: 9:18

Page: 3

Income Category:

	Owner	Renter	Total	Person
Extremely Low			0	
Low Mod			0	
Moderate			0	
Non Low Moderate			0	
Total	0	0	0	0
Percent Low/Mod				

Annual Accomplishments

No data returned for this view. This might be because the applied filter excludes all data.



U.S. Department of Housing and Urban Development
 Office of Community Planning and Development
 Integrated Disbursement and Information System
 CDBG Activity Summary Report (GPR) for Program Year 2016
 PALM COAST

Date: 13-Nov-2017
 Time: 9:18
 Page: 4

PGM Year: 2014
Project: 0003 - Housing Rehabilitation
IDIS Activity: 19 - Housing Rehabilitation

Status: Completed 3/29/2017 12:00:00 AM
Location: Address Suppressed

Objective: Provide decent affordable housing
Outcome: Sustainability
Matrix Code: Rehab; Single-Unit Residential (14A) **National Objective:** LMH

Initial Funding Date: 09/13/2016

Description:
 Provide financial assistance to income qualified households for home repair.

Financing

	Fund Type	Grant Year	Grant	Funded Amount	Drawn In Program Year	Drawn Thru Program Year
CDBG	EN	Pre-2015		\$133,101.00	\$0.00	\$0.00
		2014	B14MC120060		\$117,936.25	\$133,101.00
Total	Total			\$133,101.00	\$117,936.25	\$133,101.00


Proposed Accomplishments

Housing Units : 3

Actual Accomplishments

Number assisted:

	Owner		Renter		Total		Person	
	Total	Hispanic	Total	Hispanic	Total	Hispanic	Total	Hispanic
White:	6	0	0	0	6	0	0	0
Black/African American:	0	0	0	0	0	0	0	0
Asian:	0	0	0	0	0	0	0	0
American Indian/Alaskan Native:	0	0	0	0	0	0	0	0
Native Hawaiian/Other Pacific Islander:	0	0	0	0	0	0	0	0
American Indian/Alaskan Native & White:	0	0	0	0	0	0	0	0
Asian White:	0	0	0	0	0	0	0	0
Black/African American & White:	0	0	0	0	0	0	0	0
American Indian/Alaskan Native & Black/African American:	0	0	0	0	0	0	0	0
Other multi-racial:	0	0	0	0	0	0	0	0
Asian/Pacific Islander:	0	0	0	0	0	0	0	0
Hispanic:	0	0	0	0	0	0	0	0
Total:	6	0	0	0	6	0	0	0
Female-headed Households:	0		0		0			



U.S. Department of Housing and Urban Development
Office of Community Planning and Development
Integrated Disbursement and Information System
CDBG Activity Summary Report (GPR) for Program Year 2016
PALM COAST

Date: 13-Nov-2017

Time: 9:18


Page: 5

Income Category:

	Owner	Renter	Total	Person
Extremely Low	0	0	0	0
Low Mod	2	0	2	0
Moderate	4	0	4	0
Non Low Moderate	0	0	0	0
Total	6	0	6	0
Percent Low/Mod	100.0%		100.0%	

Annual Accomplishments

Years	Accomplishment Narrative	# Benefitting
2016	CDBG funds were used for the rehabilitation of owner-occupied units for low-moderate income households.	



U.S. Department of Housing and Urban Development
 Office of Community Planning and Development
 Integrated Disbursement and Information System
 CDBG Activity Summary Report (GPR) for Program Year 2016
 PALM COAST

Date: 13-Nov-2017
 Time: 9:18
 Page: 6

PGM Year: 2014
Project: 0004 - General Program Administration
IDIS Activity: 20 - Completion of Assessment of Fair Housing Study

Status: Completed 3/31/2017 12:00:00 AM
Location: ,
Objective:
Outcome:
Matrix Code: Planning (20) **National Objective:**

Initial Funding Date: 09/13/2016

Description:
 Completion of Assessment of Fair Housing Study to meet new federal guidelines.

Financing


	Fund Type	Grant Year	Grant	Funded Amount	Drawn In Program Year	Drawn Thru Program Year
CDBG	EN	Pre-2015		\$21,999.73	\$0.00	\$0.00
		2014	B14MC120060		\$21,999.73	\$21,999.73
Total	Total			\$21,999.73	\$21,999.73	\$21,999.73

Proposed Accomplishments

Actual Accomplishments

Number assisted:

	Owner		Renter		Total		Person	
	Total	Hispanic	Total	Hispanic	Total	Hispanic	Total	Hispanic
White:					0	0		
Black/African American:					0	0		
Asian:					0	0		
American Indian/Alaskan Native:					0	0		
Native Hawaiian/Other Pacific Islander:					0	0		
American Indian/Alaskan Native & White:					0	0		
Asian White:					0	0		
Black/African American & White:					0	0		
American Indian/Alaskan Native & Black/African American:					0	0		
Other multi-racial:					0	0		
Asian/Pacific Islander:					0	0		
Hispanic:					0	0		
Total:	0	0	0	0	0	0	0	0
Female-headed Households:					0			



U.S. Department of Housing and Urban Development
Office of Community Planning and Development
Integrated Disbursement and Information System
CDBG Activity Summary Report (GPR) for Program Year 2016
PALM COAST

Date: 13-Nov-2017

Time: 9:18


Page: 7

Income Category:

	Owner	Renter	Total	Person
Extremely Low			0	
Low Mod			0	
Moderate			0	
Non Low Moderate			0	
Total	0	0	0	0
Percent Low/Mod				

Annual Accomplishments

No data returned for this view. This might be because the applied filter excludes all data.



U.S. Department of Housing and Urban Development
 Office of Community Planning and Development
 Integrated Disbursement and Information System
 CDBG Activity Summary Report (GPR) for Program Year 2016
 PALM COAST

Date: 13-Nov-2017
 Time: 9:18
 Page: 8

PGM Year: 2015
Project: 0002 - Housing Rehabilitation
IDIS Activity: 21 - Housing Rehabilitation

Status: Open
Location: Address Suppressed

Objective: Provide decent affordable housing
Outcome: Availability/accessibility
Matrix Code: Rehab; Single-Unit Residential (14A) **National Objective:** LMH

Initial Funding Date: 03/31/2017

Description:
 Rehabilitation of owner-occupied housing units for qualified low-moderate income.

Financing

	Fund Type	Grant Year	Grant	Funded Amount	Drawn In Program Year	Drawn Thru Program Year
CDBG	EN	2015	B15MC120060	\$153,979.00	\$146,145.75	\$146,145.75
Total	Total			\$153,979.00	\$146,145.75	\$146,145.75


Proposed Accomplishments

Housing Units : 4

Actual Accomplishments

Number assisted:

	Owner		Renter		Total		Person	
	Total	Hispanic	Total	Hispanic	Total	Hispanic	Total	Hispanic
White:	5	0	0	0	5	0	0	0
Black/African American:	0	0	0	0	0	0	0	0
Asian:	0	0	0	0	0	0	0	0
American Indian/Alaskan Native:	0	0	0	0	0	0	0	0
Native Hawaiian/Other Pacific Islander:	0	0	0	0	0	0	0	0
American Indian/Alaskan Native & White:	0	0	0	0	0	0	0	0
Asian White:	0	0	0	0	0	0	0	0
Black/African American & White:	0	0	0	0	0	0	0	0
American Indian/Alaskan Native & Black/African American:	0	0	0	0	0	0	0	0
Other multi-racial:	0	0	0	0	0	0	0	0
Asian/Pacific Islander:	0	0	0	0	0	0	0	0
Hispanic:	0	0	0	0	0	0	0	0
Total:	5	0	0	0	5	0	0	0
Female-headed Households:	0		0		0			



U.S. Department of Housing and Urban Development
Office of Community Planning and Development
Integrated Disbursement and Information System
CDBG Activity Summary Report (GPR) for Program Year 2016
PALM COAST

Date: 13-Nov-2017

Time: 9:18

Page: 9

Income Category:

	Owner	Renter	Total	Person
Extremely Low	2	0	2	0
Low Mod	3	0	3	0
Moderate	0	0	0	0
Non Low Moderate	0	0	0	0
Total	5	0	5	0
Percent Low/Mod	100.0%		100.0%	

Annual Accomplishments

Years	Accomplishment Narrative	# Benefiting
2016	Rehabilitation of owner-occupied single family housing units.	



U.S. Department of Housing and Urban Development
 Office of Community Planning and Development
 Integrated Disbursement and Information System
 CDBG Activity Summary Report (GPR) for Program Year 2016
 PALM COAST

Date: 13-Nov-2017
 Time: 9:18
 Page: 10

PGM Year: 2015
Project: 0003 - General Planning/Program Administration/Monitoring
IDIS Activity: 22 - General Program Administration

Status: Open
Location: ,
Objective:
Outcome:
Matrix Code: General Program Administration (21A) **National Objective:**

Initial Funding Date: 03/31/2017

Description:
 General planning and administration of program activities including monitoring activities

Financing

	Fund Type	Grant Year	Grant	Funded Amount	Drawn In Program Year	Drawn Thru Program Year
CDBG	EN	2015	B15MC120060	\$25,000.00	\$25,000.00	\$25,000.00
Total	Total			\$25,000.00	\$25,000.00	\$25,000.00


Proposed Accomplishments

Actual Accomplishments

<i>Number assisted:</i>	Owner		Renter		Total		Person	
	Total	Hispanic	Total	Hispanic	Total	Hispanic	Total	Hispanic
White:					0	0		
Black/African American:					0	0		
Asian:					0	0		
American Indian/Alaskan Native:					0	0		
Native Hawaiian/Other Pacific Islander:					0	0		
American Indian/Alaskan Native & White:					0	0		
Asian White:					0	0		
Black/African American & White:					0	0		
American Indian/Alaskan Native & Black/African American:					0	0		
Other multi-racial:					0	0		
Asian/Pacific Islander:					0	0		
Hispanic:					0	0		
Total:	0	0	0	0	0	0	0	0
Female-headed Households:					0			

Income Category:

Owner Renter Total Person



U.S. Department of Housing and Urban Development
Office of Community Planning and Development
Integrated Disbursement and Information System
CDBG Activity Summary Report (GPR) for Program Year 2016
PALM COAST

Date: 13-Nov-2017


Time: 9:18

Page: 11

Extremely Low			0	
Low Mod			0	
Moderate			0	
Non Low Moderate			0	
Total	0	0	0	0
Percent Low/Mod				

Annual Accomplishments

No data returned for this view. This might be because the applied filter excludes all data.



U.S. Department of Housing and Urban Development
 Office of Community Planning and Development
 Integrated Disbursement and Information System
 CDBG Activity Summary Report (GPR) for Program Year 2016
 PALM COAST

Date: 13-Nov-2017
 Time: 9:18
 Page: 12

PGM Year: 2016
Project: 0001 - Public Service Assistance
IDIS Activity: 24 - City Summer Camp Program

Status: Completed 8/4/2017 12:00:00 AM
Location: Address Suppressed

Objective: Create suitable living environments
Outcome: Availability/accessibility
Matrix Code: Youth Services (05D)

National Objective: LMC

Initial Funding Date: 06/28/2017

Description:

Financing

	Fund Type	Grant Year	Grant	Funded Amount	Drawn In Program Year	Drawn Thru Program Year
CDBG	EN	2016	B16MC120060	\$10,000.00	\$10,000.00	\$10,000.00
Total	Total			\$10,000.00	\$10,000.00	\$10,000.00


Proposed Accomplishments

People (General) : 15

Actual Accomplishments

Number assisted:

	Owner		Renter		Total		Person	
	Total	Hispanic	Total	Hispanic	Total	Hispanic	Total	Hispanic
White:	0	0	0	0	0	0	15	7
Black/African American:	0	0	0	0	0	0	7	1
Asian:	0	0	0	0	0	0	0	0
American Indian/Alaskan Native:	0	0	0	0	0	0	0	0
Native Hawaiian/Other Pacific Islander:	0	0	0	0	0	0	0	0
American Indian/Alaskan Native & White:	0	0	0	0	0	0	0	0
Asian White:	0	0	0	0	0	0	0	0
Black/African American & White:	0	0	0	0	0	0	5	3
American Indian/Alaskan Native & Black/African American:	0	0	0	0	0	0	0	0
Other multi-racial:	0	0	0	0	0	0	1	0
Asian/Pacific Islander:	0	0	0	0	0	0	0	0
Hispanic:	0	0	0	0	0	0	0	0
Total:	0	0	0	0	0	0	28	11
Female-headed Households:	0		0		0			



U.S. Department of Housing and Urban Development
Office of Community Planning and Development
Integrated Disbursement and Information System
CDBG Activity Summary Report (GPR) for Program Year 2016
PALM COAST

Date: 13-Nov-2017

Time: 9:18

Page: 13


Income Category:

	Owner	Renter	Total	Person
Extremely Low	0	0	0	15
Low Mod	0	0	0	10
Moderate	0	0	0	3
Non Low Moderate	0	0	0	0
Total	0	0	0	28
Percent Low/Mod				100.0%

Annual Accomplishments

Years	Accomplishment Narrative	# Benefiting
--------------	---------------------------------	---------------------

2016



U.S. Department of Housing and Urban Development
 Office of Community Planning and Development
 Integrated Disbursement and Information System
 CDBG Activity Summary Report (GPR) for Program Year 2016
 PALM COAST

Date: 13-Nov-2017
 Time: 9:18
 Page: 14

PGM Year: 2016
Project: 0002 - Program Planning, Administration, & Monitoring
IDIS Activity: 25 - Housing Program Administration & Monitoring

Status: Open
Location: Address Suppressed
Objective: Create suitable living environments
Outcome: Sustainability
Matrix Code: Rehabilitation Administration (14H) **National Objective:** LMH

Initial Funding Date: 06/28/2017

Description:
 Administration & Monitoring of housing rehabilitation program

Financing

	Fund Type	Grant Year	Grant	Funded Amount	Drawn In Program Year	Drawn Thru Program Year
CDBG	EN	2016	B16MC120060	\$25,000.00	\$20,363.94	\$20,363.94
Total	Total			\$25,000.00	\$20,363.94	\$20,363.94


Proposed Accomplishments

Housing Units : 4

Actual Accomplishments

Number assisted:

	Owner		Renter		Total		Person	
	Total	Hispanic	Total	Hispanic	Total	Hispanic	Total	Hispanic
White:	0	0	0	0	0	0		0
Black/African American:	0	0	0	0	0	0	0	0
Asian:	0	0	0	0	0	0	0	0
American Indian/Alaskan Native:	0	0	0	0	0	0	0	0
Native Hawaiian/Other Pacific Islander:	0	0	0	0	0	0	0	0
American Indian/Alaskan Native & White:	0	0	0	0	0	0	0	0
Asian White:	0	0	0	0	0	0	0	0
Black/African American & White:	0	0	0	0	0	0	0	0
American Indian/Alaskan Native & Black/African American:	0	0	0	0	0	0	0	0
Other multi-racial:	0	0	0	0	0	0	0	0
Asian/Pacific Islander:	0	0	0	0	0	0	0	0
Hispanic:	0	0	0	0	0	0	0	0
Total:	0	0	0	0	0	0	0	0
Female-headed Households:	0		0		0			



U.S. Department of Housing and Urban Development
Office of Community Planning and Development
Integrated Disbursement and Information System
CDBG Activity Summary Report (GPR) for Program Year 2016
PALM COAST

Date: 13-Nov-2017

Time: 9:18


Page: 15

Income Category:

	Owner	Renter	Total	Person
Extremely Low	0	0	0	0
Low Mod	0	0	0	0
Moderate	0	0	0	0
Non Low Moderate	0	0	0	0
Total	0	0	0	0
Percent Low/Mod				

Annual Accomplishments

No data returned for this view. This might be because the applied filter excludes all data.



U.S. Department of Housing and Urban Development
 Office of Community Planning and Development
 Integrated Disbursement and Information System
 CDBG Activity Summary Report (GPR) for Program Year 2016
 PALM COAST

Date: 13-Nov-2017
 Time: 9:18
 Page: 16

PGM Year: 2016
Project: 0001 - Public Service Assistance
IDIS Activity: 26 - Public Service-Flagler County Free Clinic

Status: Open
Location: Address Suppressed

Objective: Create suitable living environments
Outcome: Availability/accessibility
Matrix Code: Health Services (05M)

National Objective: LMC

Initial Funding Date: 06/28/2017

Description:

The Flagler County Free Clinic provides primary care to uninsured, economically-challenged residents of Flagler County.

Financing

	Fund Type	Grant Year	Grant	Funded Amount	Drawn In Program Year	Drawn Thru Program Year
CDBG	EN	2016	B16MC120060	\$25,000.00	\$25,000.00	\$25,000.00
Total	Total			\$25,000.00	\$25,000.00	\$25,000.00


Proposed Accomplishments

People (General) : 1,200

Actual Accomplishments

Number assisted:

	Owner		Renter		Total		Person	
	Total	Hispanic	Total	Hispanic	Total	Hispanic	Total	Hispanic
White:	0	0	0	0	0	0	52	3
Black/African American:	0	0	0	0	0	0	11	0
Asian:	0	0	0	0	0	0	0	0
American Indian/Alaskan Native:	0	0	0	0	0	0	0	0
Native Hawaiian/Other Pacific Islander:	0	0	0	0	0	0	0	0
American Indian/Alaskan Native & White:	0	0	0	0	0	0	0	0
Asian White:	0	0	0	0	0	0	0	0
Black/African American & White:	0	0	0	0	0	0	0	0
American Indian/Alaskan Native & Black/African American:	0	0	0	0	0	0	0	0
Other multi-racial:	0	0	0	0	0	0	0	0
Asian/Pacific Islander:	0	0	0	0	0	0	0	0
Hispanic:	0	0	0	0	0	0	0	0
Total:	0	0	0	0	0	0	63	3
Female-headed Households:	0		0		0			



U.S. Department of Housing and Urban Development
Office of Community Planning and Development
Integrated Disbursement and Information System
CDBG Activity Summary Report (GPR) for Program Year 2016
PALM COAST

Date: 13-Nov-2017

Time: 9:18


Page: 17

Income Category:

	Owner	Renter	Total	Person
Extremely Low	0	0	0	63
Low Mod	0	0	0	0
Moderate	0	0	0	0
Non Low Moderate	0	0	0	0
Total	0	0	0	63
Percent Low/Mod				100.0%

Annual Accomplishments

Years	Accomplishment Narrative	# Benefiting
2016	CDBG funding to the Flagler County Free Clinic will provide health and dental care to qualified persons. These persons have income which are 200% below the poverty line.	




U.S. Department of Housing and Urban Development
Office of Community Planning and Development
Integrated Disbursement and Information System
CDBG Activity Summary Report (GPR) for Program Year 2016
PALM COAST

Date: 13-Nov-2017

Time: 9:18

Page: 18

Total Funded Amount:	\$685,811.93
Total Drawn Thru Program Year:	\$642,131.04
Total Drawn In Program Year:	\$371,584.90




U.S. Department of Housing and Urban Development
Office of Community Planning and Development
Integrated Disbursement and Information System
CDBG Summary of Accomplishments
Program Year: 2016

DATE: 11-13-17
TIME: 9:20
PAGE: 1

PALM COAST

Count of CDBG Activities with Disbursements by Activity Group & Matrix Code

Activity Group	Activity Category	Open Count	Open Activities Disbursed	Completed Count	Completed Activities Disbursed	Program Year Count	Total Activities Disbursed
Housing	Rehab; Single-Unit Residential (14A)	1	\$146,145.75	1	\$117,936.25	2	\$264,082.00
	Rehabilitation Administration (14H)	1	\$20,363.94	0	\$0.00	1	\$20,363.94
	Total Housing	2	\$166,509.69	1	\$117,936.25	3	\$284,445.94
Public Facilities and Improvements	Sidewalks (03L)	1	\$0.00	0	\$0.00	1	\$0.00
	Total Public Facilities and Improvements	1	\$0.00	0	\$0.00	1	\$0.00
Public Services	Youth Services (05D)	0	\$0.00	1	\$10,000.00	1	\$10,000.00
	Health Services (05M)	1	\$25,000.00	0	\$0.00	1	\$25,000.00
	Total Public Services	1	\$25,000.00	1	\$10,000.00	2	\$35,000.00
General Administration and Planning	Planning (20)	0	\$0.00	1	\$21,999.73	1	\$21,999.73
	General Program Administration (21A)	1	\$25,000.00	1	\$5,139.23	2	\$30,139.23
	Total General Administration and Planning	1	\$25,000.00	2	\$27,138.96	3	\$52,138.96
Grand Total		5	\$216,509.69	4	\$155,075.21	9	\$371,584.90




U.S. Department of Housing and Urban Development
Office of Community Planning and Development
Integrated Disbursement and Information System
CDBG Summary of Accomplishments
Program Year: 2016

DATE: 11-13-17
TIME: 9:20
PAGE: 2

PALM COAST

CDBG Sum of Actual Accomplishments by Activity Group and Accomplishment Type


Activity Group	Matrix Code	Accomplishment Type	Open Count	Completed Count	Program Year Totals
Housing	Rehab; Single-Unit Residential (14A)	Housing Units	5	6	11
	Rehabilitation Administration (14H)	Housing Units	0	0	0
	Total Housing		5	6	11
Public Facilities and Improvements	Sidewalks (03L)	Persons	0	0	0
	Total Public Facilities and Improvements		0	0	0
Public Services	Youth Services (05D)	Persons	0	28	28
	Health Services (05M)	Persons	63	0	63
	Total Public Services		63	28	91
Grand Total			68	34	102



PALM COAST

CDBG Beneficiaries by Racial / Ethnic Category


Housing-Non Housing	Race	Total Hispanic			
		Total Persons	Persons Total Households	Total Hispanic Households	
Housing	White	0	0	11	0
	Total Housing	0	0	11	0
Non Housing	White	67	10	0	0
	Black/African American	18	1	0	0
	Black/African American & White	5	3	0	0
	Other multi-racial	1	0	0	0
	Total Non Housing	91	14	0	0
Grand Total	White	67	10	11	0
	Black/African American	18	1	0	0
	Black/African American & White	5	3	0	0
	Other multi-racial	1	0	0	0
	Total Grand Total	91	14	11	0



PALM COAST

CDBG Beneficiaries by Income Category

	Income Levels	Owner Occupied	Renter Occupied	Persons
Housing	Extremely Low (<=30%)	2	0	0
	Low (>30% and <=50%)	5	0	0
	Mod (>50% and <=80%)	4	0	0
	Total Low-Mod	11	0	0
	Non Low-Mod (>80%)	0	0	0
	Total Beneficiaries		11	0
Non Housing	Extremely Low (<=30%)	0	0	78
	Low (>30% and <=50%)	0	0	10
	Mod (>50% and <=80%)	0	0	3
	Total Low-Mod	0	0	91
	Non Low-Mod (>80%)	0	0	0
	Total Beneficiaries		0	0



Office of Community Planning and Development
U.S. Department of Housing and Urban Development
Integrated Disbursement and Information System
PR26 - CDBG Financial Summary Report
Program Year 2016
PALM COAST , FL

DATE: 10-26-17
TIME: 10:23
PAGE: 1

PART I: SUMMARY OF CDBG RESOURCES	
01 UNEXPENDED CDBG FUNDS AT END OF PREVIOUS PROGRAM YEAR	608,301.12
02 ENTITLEMENT GRANT	474,932.00
03 SURPLUS URBAN RENEWAL	0.00
04 SECTION 108 GUARANTEED LOAN FUNDS	0.00
05 CURRENT YEAR PROGRAM INCOME	0.00
05a CURRENT YEAR SECTION 108 PROGRAM INCOME (FOR SI TYPE)	0.00
06 FUNDS RETURNED TO THE LINE-OF-CREDIT	0.00
06a FUNDS RETURNED TO THE LOCAL CDBG ACCOUNT	0.00
07 ADJUSTMENT TO COMPUTE TOTAL AVAILABLE	0.00
08 TOTAL AVAILABLE (SUM, LINES 01-07)	1,083,233.12
PART II: SUMMARY OF CDBG EXPENDITURES	
09 DISBURSEMENTS OTHER THAN SECTION 108 REPAYMENTS AND PLANNING/ADMINISTRATION	319,445.94
10 ADJUSTMENT TO COMPUTE TOTAL AMOUNT SUBJECT TO LOW/MOD BENEFIT	0.00
11 AMOUNT SUBJECT TO LOW/MOD BENEFIT (LINE 09 + LINE 10)	319,445.94
12 DISBURSED IN IDIS FOR PLANNING/ADMINISTRATION	52,138.96
13 DISBURSED IN IDIS FOR SECTION 108 REPAYMENTS	0.00
14 ADJUSTMENT TO COMPUTE TOTAL EXPENDITURES	0.00
15 TOTAL EXPENDITURES (SUM, LINES 11-14)	371,584.90
16 UNEXPENDED BALANCE (LINE 08 - LINE 15)	711,648.22
PART III: LOWMOD BENEFIT THIS REPORTING PERIOD	
17 EXPENDED FOR LOW/MOD HOUSING IN SPECIAL AREAS	0.00
18 EXPENDED FOR LOW/MOD MULTI-UNIT HOUSING	0.00
19 DISBURSED FOR OTHER LOW/MOD ACTIVITIES	319,445.94
20 ADJUSTMENT TO COMPUTE TOTAL LOW/MOD CREDIT	0.00
21 TOTAL LOW/MOD CREDIT (SUM, LINES 17-20)	319,445.94
22 PERCENT LOW/MOD CREDIT (LINE 21/LINE 11)	100.00%
LOW/MOD BENEFIT FOR MULTI-YEAR CERTIFICATIONS	
23 PROGRAM YEARS(PY) COVERED IN CERTIFICATION	PY: PY: PY:
24 CUMULATIVE NET EXPENDITURES SUBJECT TO LOW/MOD BENEFIT CALCULATION	0.00
25 CUMULATIVE EXPENDITURES BENEFITING LOW/MOD PERSONS	0.00
26 PERCENT BENEFIT TO LOW/MOD PERSONS (LINE 25/LINE 24)	0.00%
PART IV: PUBLIC SERVICE (PS) CAP CALCULATIONS	
27 DISBURSED IN IDIS FOR PUBLIC SERVICES	35,000.00
28 PS UNLIQUIDATED OBLIGATIONS AT END OF CURRENT PROGRAM YEAR	0.00
29 PS UNLIQUIDATED OBLIGATIONS AT END OF PREVIOUS PROGRAM YEAR	0.00
30 ADJUSTMENT TO COMPUTE TOTAL PS OBLIGATIONS	0.00
31 TOTAL PS OBLIGATIONS (LINE 27 + LINE 28 - LINE 29 + LINE 30)	35,000.00
32 ENTITLEMENT GRANT	474,932.00
33 PRIOR YEAR PROGRAM INCOME	0.00
34 ADJUSTMENT TO COMPUTE TOTAL SUBJECT TO PS CAP	0.00
35 TOTAL SUBJECT TO PS CAP (SUM, LINES 32-34)	474,932.00
36 PERCENT FUNDS OBLIGATED FOR PS ACTIVITIES (LINE 31/LINE 35)	7.37%
PART V: PLANNING AND ADMINISTRATION (PA) CAP	
37 DISBURSED IN IDIS FOR PLANNING/ADMINISTRATION	52,138.96
38 PA UNLIQUIDATED OBLIGATIONS AT END OF CURRENT PROGRAM YEAR	0.00
39 PA UNLIQUIDATED OBLIGATIONS AT END OF PREVIOUS PROGRAM YEAR	0.00
40 ADJUSTMENT TO COMPUTE TOTAL PA OBLIGATIONS	0.00
41 TOTAL PA OBLIGATIONS (LINE 37 + LINE 38 - LINE 39 +LINE 40)	52,138.96
42 ENTITLEMENT GRANT	474,932.00
43 CURRENT YEAR PROGRAM INCOME	0.00
44 ADJUSTMENT TO COMPUTE TOTAL SUBJECT TO PA CAP	0.00
45 TOTAL SUBJECT TO PA CAP (SUM, LINES 42-44)	474,932.00
46 PERCENT FUNDS OBLIGATED FOR PA ACTIVITIES (LINE 41/LINE 45)	10.98%

